



SURFACE DRILLING EQUIPMENT AND TOOLS

www.bddrill.com.au / www.bddrill.ca



Black Diamond Drilling Services Australia Pty Ltd

ABOUT US

Black Diamond Drilling Services Australia Pty Ltd



WA Headquarters: 52 Distinction Road, Wangara WA 6065

Tel: +61-08-6365-6550 **Email:** sales@bdrill.com.au **Web:** www.bdrill.com.au

Kalgoorlie Boulder: 2 Brooks Way, Kalgoorlie, WA, 6430

Tel: +61-08-9021-8478 **Email:** admin@gf@bdrill.com.au **Web:** www.bdrillgf.com.au

Black Diamond Drilling Tools Canada Inc.



Sudbury Headquarters: 1899 Lassalle Blvd, unit 6, Sudbury, On, Canada, P3A-2A3

Tel: +1-705-560-5888 **Email:** sales@bdrill.ca **Web:** www.bdrill.ca

Black Diamond Drilling Tools USA LLC.



New Hampshire Headquarters: 131 Daniel Webster Hwy, #426 Nashua, NH 03060

Tel: +1-978-319-8000 **Email:** sales@bdrill.us **Web:** www.bdrill.us

Black Diamond Drilling Mongolia LLC.




Ulan Bator Headquarters: No 206, Second Floor, Arig Center Jamyan Gun Street, 1st Khoroo, Sukhbaatar District, Ulaanbaatar, Mongolia

Tel: +976-99623888 **Email:** sales@bdrilling.mn

1000
EMPLOYEES



300,000
M² OF
FACTORY



ANNUAL PRODUCTION

DTH hammer: over 20,000 units

Maximum size for hammer: 609mm(24")

Drill bit: 250,000 pcs

Maximum size for drill bit: 1000mm(39-1/3")

30 days for production on any quantity



Black Diamond Drilling Services Australia Pty Ltd known as "BD DRILL" is a privately owned Australian Company which services the Mineral exploration, Mining, Water well and Geotechnical sectors of the drilling industry.

BD DRILL is a subsidiary of Changsha Heijingang Industrial Ltd. Co., the head office is located in Perth, Western Australia and supports regions in Australia and the overseas market.

BD DRILL has established a reputation for outstanding commitment to product quality, innovation and most importantly customer service.

Our extensive product range covers DTH equipment (conventional, reverse circulation, bits, strings and rigs), Top hammer and a comprehensive selection of various drilling products (diamond bit, drag bit, tricone bits, drilling grease and other consumables.)

USE OF LOCAL (AUSTRALIAN) CONTENT

Black Diamond Drilling Australia is a Western Australian fully owned and operated company. Our manufacturing facilities are based in Australia and China with a comprehensive Quality Control system in place. The R & D for Black Diamond Australia is completed right here by our highly experienced staff of which 80% are local Australians.

We utilise the service of a Local Queensland Indigenous company to be our distributor through the East Coast of Australia. Please see attached policies for local engagement, Quality, Indigenous Engagement, Australian Participation.

We use many local suppliers for training, logistics, I.T. etc.

Local Engagement

- Sponsorship and Advertising at Optus Stadium with the West Coast Eagles.
- Major Sponsor for the Annual Kalgoorlie Desert Race.
- Donations to several Cancer and Children's Charities.



Member of

- **ADIA** Australian Drilling Industrial Association



- The Australian Drilling Industry Association (ADIA) is the peak body representing the drilling industry nationally. It's membership is made up of individuals and companies committed to improving the skills, safety and overall professionalism of the drilling industry. It is the voice of its members, providing collective representation on matters that affect them and their businesses.

- **AMEC** Association of Mining and Exploration Companies



- AMEC is an industrial association representing over 375 member companies from all around Australia. Their members are explorers, emerging miners, producers and a wide range of businesses and service providers working in and for the mining industry. AMEC is a leading voice of Australia's mineral exploration and mining industry.

Engagement with Indigenous Australians

iCutter Industries are an Australian owned and operated indigenous business. iCutter services the drill and blast sector on the East Coast of Australia from their base in Mackay Queensland. They have over 20 years of experience within the exploration and mining drilling divisions. BD Drill has a well-established partnership with iCutter Industries for the supply of hammers, bit roller stabilisers, shock subs and deck bushes.



BD Drill chose to partner with iCutter Industries because of the shared values and dedication to the Australian environment. BD Drill continues to create a culture where ideas flourish and a difference is made. We work together to support the indigenous business sector.



AUSTRALIAN MADE PRODUCTS

The Australian Made certification is a distinctive and highly regarded symbol that signifies a product's origin in Australia. This certification assures consumers that the marked item has undergone stringent checks to ensure it meets the country's high-quality and safety standards. This iconic green and gold kangaroo logo not only serves as a point of pride for Australian manufacturers but also assists consumers in making informed choices, supporting the local economy, and fostering a sense of trust in the products they purchase.



Black Diamond is licensed by Australian Made Campaign Limited to use the Australian made logo. Currently we have 10% of our SKU produced or purchased Locally, we are aiming to raise this figure to 30% in 5 years.

Perth, Australia



Sudbury, Canada



Kalgoorlie, Australia




CHINESE FACTORY

Founded on April 30 1999, Changsha Heijingang Industrial Co. Ltd(HJG) is a famous privately operated enterprise specialised in researching and manufacturing rock drilling equipment and pneumatic tools. The company has rich scientific research and production experience. It produces high quality rock drilling products by using high quality raw material, utilising advanced manufacturing technology and imposing strict quality inspection. The products made by HJG are being sold well all over China and exported to more than 50 countries such as America, France, Australia, Canada, Brazil, South Africa, Malaysia, South Korea and so on. It has gained high praise and a good reputation all over the world.

Changsha Heijingang Industrial is located in Lei Feng, Wangcheng, Hunan, with a land area of 155,000 m² and workshop space of 95,000m². Currently we have more than 900 employees and we are equipped with a wide range of advanced equipment required for manufacturing rock drilling machines and pneumatic tools. We have designed and manufactured the following products: the most advanced high air pressure DTH hammer in China, various kinds of threaded drill bits, reverse circulation hammers and bits, shank adapters and coupling sleeves, new style wells geothermal drilling rig, open air blasthole drilling rig, all kinds of tool joints and drill pipes as well a spare parts for drill rigs.

www.bddrill.com.au





RECOMMENDED SAFETY PROCEDURES

The mining industry continues to demand even higher levels of safety and productivity. In order to meet these requirements, we work continuously to develop even safer products and to produce comprehensive manuals enabling safer and effective use of our products.



IT'S ALL ABOUT EVERYONE'S HEALTH

Helping you to ensure a safer workplace and healthier workforce is of the utmost importance to us. The well-being of any person coming into contact with our equipment is paramount. Therefore, we strive to identify and assess potential risk factors that could threaten the health of you and your employees. All the products in our catalogue are designed to meet safety requirements.

DRESS RIGHT FROM HEAD TO TOE

You must always wear appropriate personal protective equipment (PPE). This is what we strongly recommend, to help avoid injury:

- Safety helmet
- Hearing protection
- Safety glasses
- Protective high visibility clothing
- Respiratory protection
- Safety boots
- Any site-specific PPE as required.

BE AWARE OF ALL SAFETY PROCEDURES

We ask that you start by obeying all instructions given. Never work under an unsupported roof or close to potential pinch point locations. Beware of the potential hazards of a loose roof and ribs and scale down roof ribs prior to bolting. It is important to bolt early in the mining process – as soon as safely and practically possible.

Safe work procedures should incorporate inspection before the machine operates and also through regular monitoring based upon mining conditions, safety and management systems. Workers should be provided with safety information, instruction and training on transportation, installation, operational care and disposal of drilling tools.

MAKE A RISK ANALYSIS BEFORE YOU START

Pay attention to safety when planning all of your work. Before you start, always take your time to go through all operations. Identify any potential risks and take appropriate measures to avoid them. If necessary, seek expert advice on how to help minimize risks. Finally, make sure that you have the right resources to perform all tasks in the safest manner possible.

Please check www.safeworkaustralia.gov.au or www.canada.ca/en/services/jobs/workplace/health-safety.html for more information.

CATALOGUE GUIDE

DTH Hammers & Bits	PAGE 01
Reverse Circulation Hammers and Bits	PAGE 31
Surface Drilling Top Hammer	PAGE 51
Blast Hole Rotary Bits	PAGE 59
Drill Rigs	PAGE 69



DTH Hammers & Bits

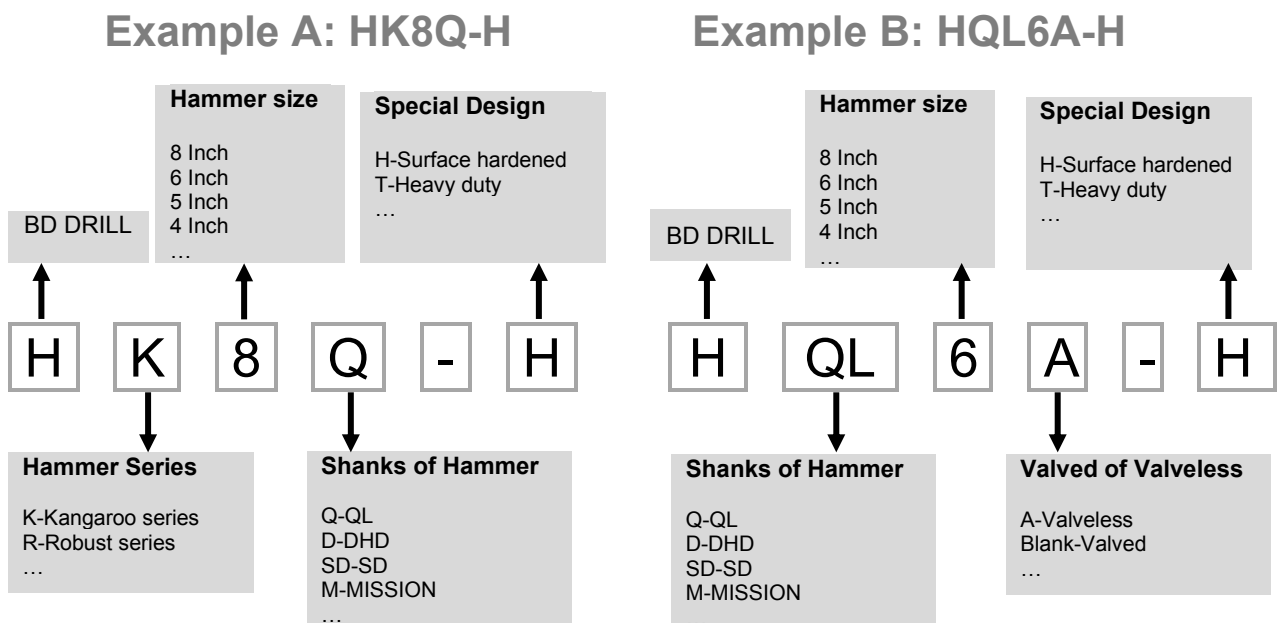
- DTH Hammer PAGE 02
- DTH Bits PAGE 18
- Drill Pipes PAGE 26
- Adapters PAGE 26
- Breakout Bench PAGE 27

Selecting the Right Hammer

The optimum range of hole size for blast hole drilling with DTH is 90mm to 254mm (3 1/2"-10"). Smaller blast holes are generally drilled using tophammer, and larger holes generally use rotary machines. In other applications, like foundation drilling, DTH hammers can be used with single bit in hole sizes up to 914mm (36"). With multiple hammer units, CD (Cluster Drills) drill holes up to 1778mm (70") as standard. Larger cluster drills can be delivered as per customer request. As a rule of thumb, the smallest hole diameter a DTH hammer can drill is its nominal size. A 4-inch hammer will drill a 4-inch hole. The limiting factor is the outside diameter of the hammer, because, as hole diameter reduces, airflow is restricted. Maximum hole size for production drilling is the nominal hammer size plus 1 inch, so for a 4 inch hammer the maximum hole size is 5 inch (127-130mm). Choosing the right hammer is largely determined by hole size and type of rock formation. Ideally, the size of the hammer should match the required hole dimension as closely as possible, leaving just enough space for cuttings to evacuate the hole.

Product codes

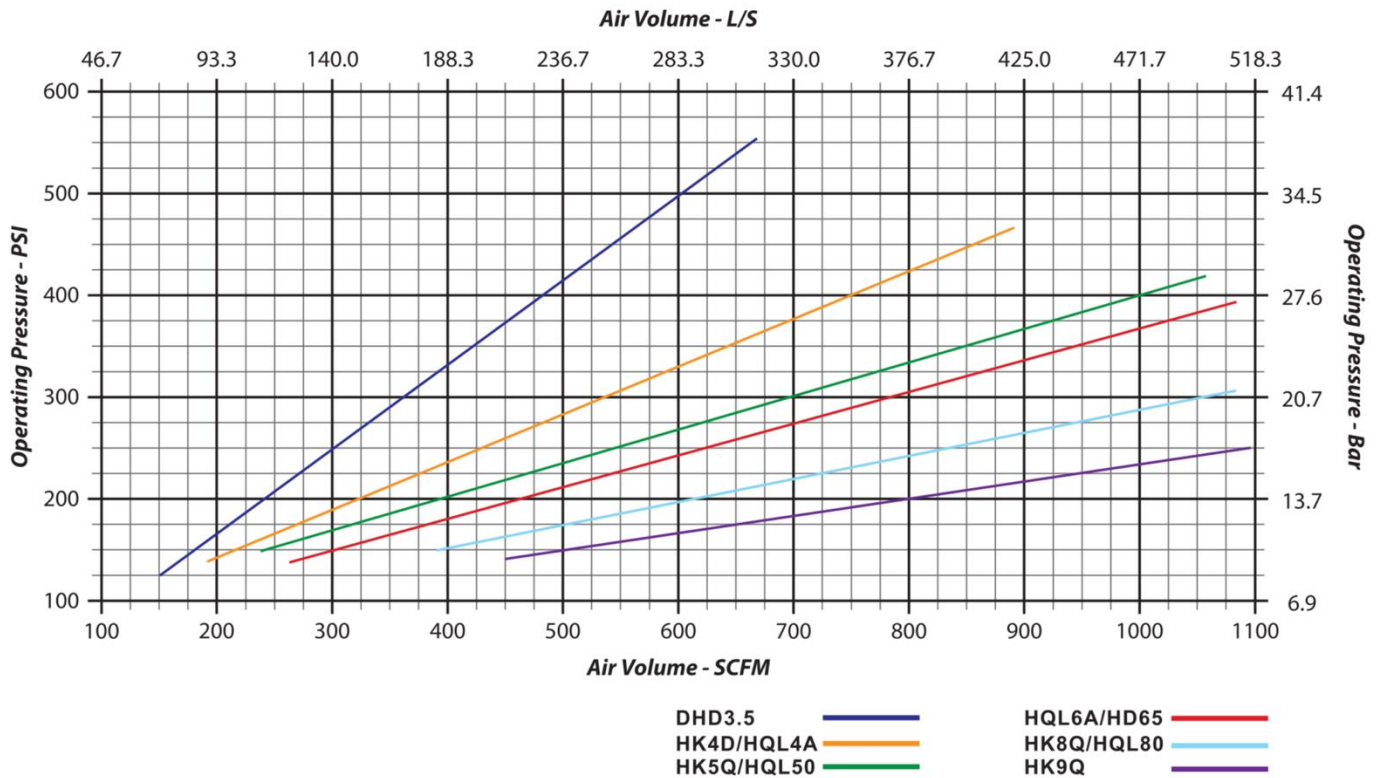
Product codes are a valuable tool to describe and identify the product. In the code structure we have tried to describe the product features with Alpha-numerical system that is not always 100% logical, but with the attached key you will be able to find the product you are looking for or a suitable alternative product.



SPECIFICATIONS

Hammer	BR2A	DHD3.5	HK4D	HD45	HQL4A	HQL50	HK5Q	HD55	HQL60	HQL6A	HK8Q	HD85	HK9Q
Recommended bit size, mm	76	92-105	112-127			140-152			165-178		203-229		216-229
Bit Shank	BR2A	DHD3.5	DHD340A		QL40	QL50		DHD350	QL60		QL80	DHD380	QL80
External diameter, mm	63	82	100	100	101	126.5	127.5	126.5	148	146	185	185	203
Length excl. thread, mm (Less bit)	837	855	915	1032.5	1057	1147	935	1167	1121	1182	1340	1487	1345
Hammer weight, kg (Less bit)	14.1	25	37.5	40.6	41	71.6	67.6	77.2	105	105	180	206	228
Package case size	(L)910 (W)90 (H)120	(L)1020 (W)110 (H)140	(L)1010 (W)30 (H)160	(L)1080 (W)125 (H)134	(L)1150 (W)130 (H)160	(L)1230 (W)155 (H)180	(L)1100 (W)155 (H)180	(L)1290 (W)150 (H)175	(L)1270 (W)170 (H)200	(L)1260 (W)180 (H)200	(L)1440 (W)230 (H)270	(L)1560 (W)230 (H)270	(L)1500 (W)240 (H)280
Top Sub thread	RD50	2-3/8" API Reg							3-1/2" API REG		4-1/2" API REG		
Working Pressure, PSI	80-170	150-250	200-300			250-350			300-350		300-380		
Air consumption	250-350	300-400	500-700			500-800			600-900		950-1200		
Piston diameter, mm	42.7	65	82	80	80	104	102	100	122	121	150	150	165
Piston weight, kg	1.7	5.1	9.2	9	9	17	17	16	24	24	38	42	50
Wrench flat, mm	L47 W50	L57 W35	L74.5 W45	L64 W40	No wrench Flat	L89 W60	L88 W50	L89 W60	L101 W65	L101 W60	L128 W70	L140 W70	L128 W70
Feed force, kN	2-6	3-8	5-15			6-25			7-20		10-25		
Rotation speed, r/m	30-70	30-90	25-80			20-70			25-60		20-60		
Drilling conditions and project specifications may require larger air package to be used													

AIR CONSUMPTION/OPERATING PRESSURE



BR2A DTH HAMMER

BR2A Hammers	Item Description	Weight Kg	Part Number
--------------	------------------	-----------	-------------



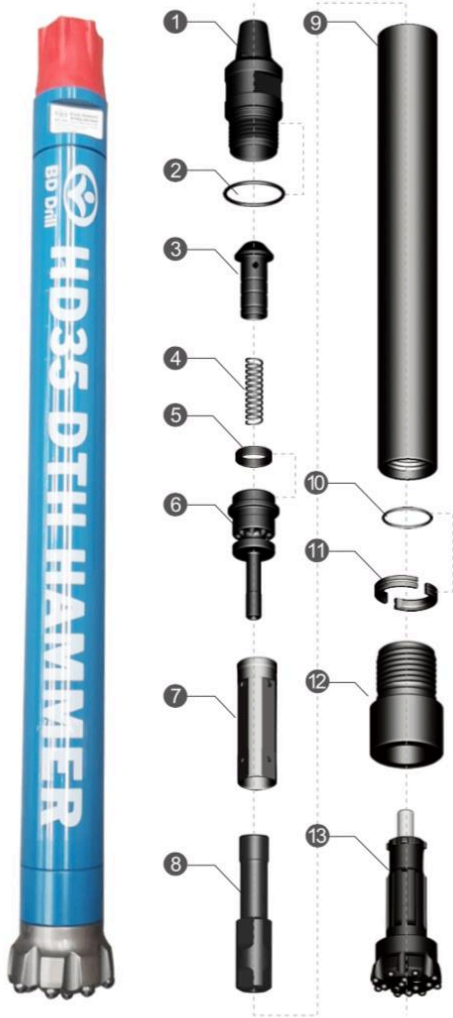
1	Top Sub	2.95	BR2A-TSUB
2	Check Valve	0.10	BR2A-CVALVE
3	Spring	0.05	BR2A-SPRING
4	Air Distributor	0.40	BR2A-DIST
5	Internal Cylinder	0.85	BR2A-ICYL
6	Piston	2.70	BR2A-PISTON
7	External Cylinder	5.35	BR2A-ECYL
8	Guided Sleeve	0.55	BR2A-BUSH
9	"O" Ring Stop Ring	0.005	BR2A-SR-SRING
10	Stop Ring	0.10	BR2A-SRING
11	Drive Chuck	1.05	BR2A-DCHUCK
12	Drill Bit		BR2A-76FF-TV

Technical Data

Length(Less bit)	Weight(Less bit)	External Diameter	Bit Shank	Hole Range	Connection Thread
880mm	14.1kg	Φ62mm	BR2	Φ76- Φ90	RD 50 BOX
Box Size	Impact rate At 1.7Mpa	Recommended rotation speed		Air Consumption	
910x90x120mm	25Hz	25-40r/min		80-170(PSI)	
				250-350(CFM)	

HD35 (DHD3.5) DTH HAMMER

HD35 (DHD3.5) Hammers	Item Description	Weight Kg	Part Number
-----------------------	------------------	-----------	-------------



1	Top Sub	4.20	HD35-TSUB
2	"O" Ring of Top Sub	0.01	HD35-SR-TSUB
3	Check Valve	0.20	HD35-CVALVE
4	Spring	0.02	HD35-SPRING
5	Compression Buffer	0.02	HD35-CBUFFER
6	Air Distributor	1.40	HD35-DIST
7	Internal Cylinder	1.50	HD35-ICYL
8	Piston	5.60	HD35-PISTON
9	External Cylinder	9.90	HD35-ECYL
10	"O" Ring of Stop Ring	0.01	HD35-SR-RING
11	Stop Ring	0.15	HD35-SRING
12	Drive Chuck	1.90	HD35-DCHUCK
13	Drill Bit		HD35-90FF-TV

Technical Data

Length(Less bit)	Weight(Less bit)	External Diameter	Bit Shank	Hole Range	Connection Thread
930mm	24.4Kg	Φ82mm	DHD3.5 HD35	Φ92- Φ105	API 2 3/8" REG CUBEX # 21
Box Size	Impact rate At 1.7Mpa	Recommended rotation speed	Air Consumption		
1020x110x140mm	28Hz	25-40r/min	150-250(PSI) 300-400(CFM)		

HK4-D DTH HAMMER

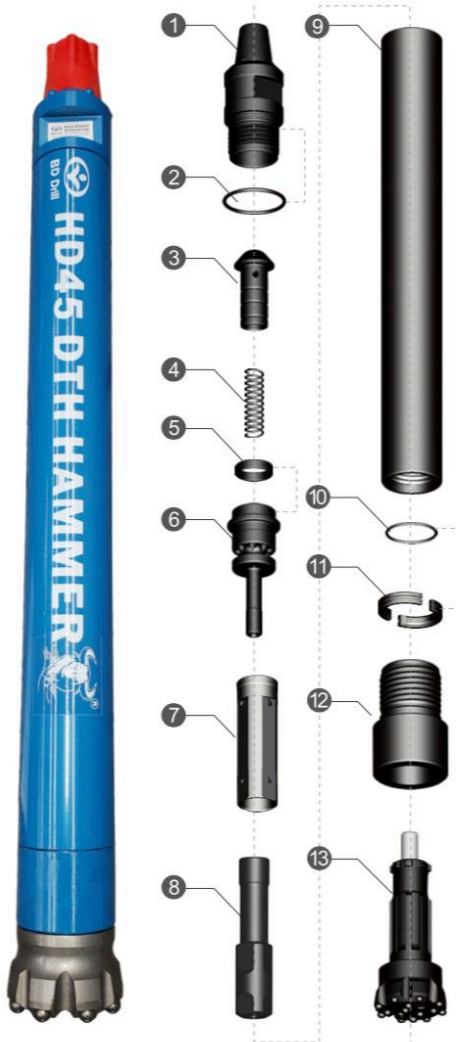
HK4-D Hammers	Item Description	Weight Kg	Part Number
	1 Top Sub	6.50	HK4D-TSUB
	2 "O" Ring of Top Sub	0.01	HK4D-SR-TSUB
	3 Check Valve	0.35	HK4D-CVALVE
	4 Spring	0.05	HK4D-SPRING
	5 Compression Buffer	0.15	HK4D-CBUFFER
	6 Air Distributor	2.10	HK4D-DIST
	7 Internal Cylinder	2.25	HK4D-ICYL
	8 Piston	8.50	HK4D-PISTON
	9 External Cylinder	15.2	HK4D-ECYL
	10 Retainer Ring	0.02	HD4D-RRING
	11 Guided Sleeve	1.30	HK4D-BUSH
	12 Bush Retaining Ring	0.02	HK4D-BUSH-RRING
	13 "O" Ring of Stop Ring	0.01	HK4D-SK-SRING
	14 Stop Ring	0.30	HK4D-SRING
	15 Drive Chuck	3.40	HK4D-DCHUCK
	16 Drill Bit		HK4D-110FF-TV

Technical Data

Length(Less bit)	Weight(Less bit)	External Diameter	Bit Shank	Hole Range	Connection Thread
922mm	38.0Kg	Φ100mm	DHD340A Cop44	Φ112- Φ127	API 2 3/8" REG CUBEX # 24
Box Size	Impact rate At 1.7Mpa	Recommended rotation speed	Air Consumption		
1010x130x160mm	25Hz	30-70r/min	200-300(PSI)		
			500-700(CFM)		

HD45 DTH HAMMER

HD45 Hammers	Item Description	Weight Kg	Part Number
--------------	------------------	-----------	-------------



1	Top Sub	6.50	HD45-TSUB
2	"O" Ring of Top Sub	0.01	HD45-SR-TSUB
3	Check Valve	0.42	HD45-CVALVE
4	Spring	0.04	HD45-SPRING
5	Compression Buffer	0.04	HD45-CBUFFER
6	Air Distributor	2.20	HD45-DIST
7	Internal Cylinder	2.30	HD45-ICYL
8	Piston	9.00	HD45-PISTON
9	External Cylinder	15.8	HD45-ECYL
10	"O" Ring of Stop Ring	0.01	HD45-SK-SRING
11	Stop Ring	0.20	HD45-SRING
12	Drive Chuck	3.50	HD45-DCHUCK
13	Drill Bit		HD45-115FF-TV

Technical Data

Length(Less bit)	Weight(Less bit)	External Diameter	Bit Shank	Hole Range	Connection Thread
1030mm	40.0	Φ99mm	Cop44 DHD340 HD45	Φ112- Φ127	API 2 3/8" REG CUBEX # 24
Box Size	Impact rate At 1.7Mpa	Recommended rotation speed	Air Consumption		
1150x130x160mm	27Hz	25-40r/min	200-300(PSI) 500-700(CFM)		

HQL40A DTH HAMMER

HQL40A Hammers	Item Description	Weight Kg	Part Number
	1 Top Sub	6.50	HQL40A-TSUB
	2 "O" Ring of Top Sub	0.01	HQL40A-SR-TSUB
	3 Check Valve	0.35	HQL40A-CVALVE
	4 Spring	0.05	HQL40A-SPRING
	5 Air Distributor	1.50	HQL40A-DIST
	6 Internal Cylinder	2.10	HQL40A-ICYL
	7 Piston	8.50	HQL40A-PISTON
	8 External Cylinder	15.20	HQL40A-ECYL
	9 Guided Sleeve	1.80	HQL40A-GSLEEVE
	10 Bush Retaining Ring	0.02	HQL40A-RRING-BUSH
	11 "O" Ring of Stop Ring	0.005	HQL40A-SK-SRING
	12 Stop Ring	0.20	HQL40A-SRING
	13 Drive Chuck	3.20	HQL40A-DCHUCK
	14 Drill Bit		HQL40A-115FF-TV

Technical Data

Length(Less bit)	Weight(Less bit)	External Diameter	Bit Shank	Hole Range	Connection Thread
1070mm	40.0Kg	Φ99mm	QL40 HQL40	Φ112- Φ127	API 2 3/8" REG CUBEX # 24
Box Size	Impact rate At 1.7Mpa	Recommended rotation speed	Air Consumption		
			200-300(PSI)		
1230x155x180mm	30Hz	25-40r/min	500-700(CFM)		

HQL50 DTH HAMMER

HQL50 Hammers	Item Description	Weight Kg	Part Number
	1 Top Sub	15.0	HQL50-TSUB
	2 "O" Ring of Top Sub	0.015	HQL50-SR-TSUB
	3 Breakout Ring of Top Sub	0.15	HQL50-BR-TSUB
	4 Check Valve	1.00	HQL50-CVALVE
	5 Spring	0.10	HQL50-SPRING
	6 Compression Buffer	0.10	HQL50-CBUFFER
	7 Air Distributor	3.50	HQL50-DIST
	8 Internal Cylinder	4.20	HQL50-ICYL
	9 Piston	16.8	HQL50-PISTON
	10 External Cylinder	24.6	HQL50-ECYL
	11 Guided Sleeve	0.90	HQL50-BUSH
	12 Bush Retaining Ring	0.02	HQL50-RRING-BUSH
	13 "O" Ring of Stop Ring	0.01	HQL50-SK-SRING
	14 Stop Ring	0.40	HQL50-SRING
	15 Drive Chuck	4.60	HQL50-DCHUCK
	16 Drill Bit		HQL50-135FF-TV

Technical Data

Length(Less bit)	Weight(Less bit)	External Diameter	Bit Shank	Hole Range	Connection Thread
1156mm	73.0Kg	Φ125mm	Cop54-G QL50 HQL50	Φ140- Φ152	API 3 ½" REG CUBEX # 28
Box Size	Impact rate At 1.7Mpa	Recommended rotation speed		Air Consumption	
1230x155x180mm	25Hz	20-35r/min		250-350(PSI) 500-800(CFM)	

HK5-Q DTH HAMMER

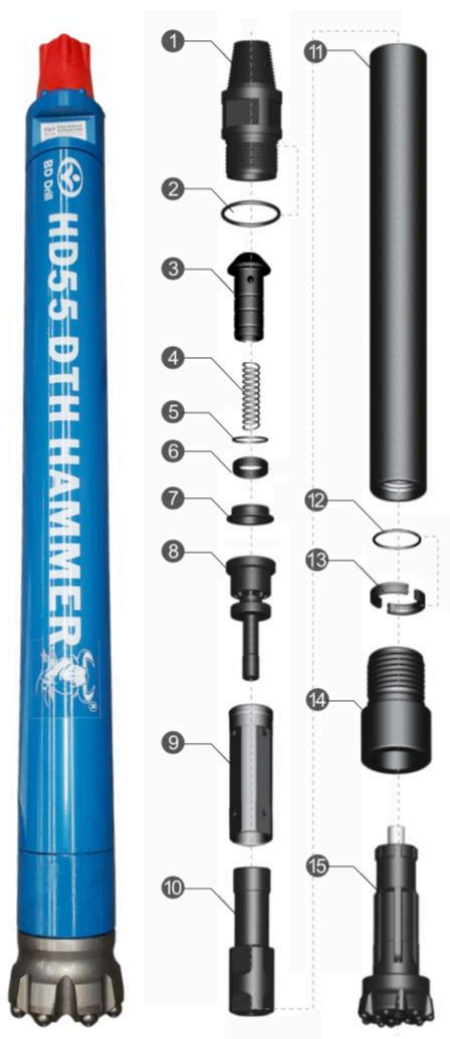
HK5-Q Hammers	Item Description	Weight Kg	Part Number
	1 Top Sub	13.7	HK5Q-TSUB
	2 "O" Ring of Top Sub	0.01	HK5Q-SR-TSUB
	3 Check Valve	0.60	HK5Q-CVALVE
	4 Spring	0.10	HK5Q-SPRING
	5 Compression Buffer	0.20	HK5Q-CBUFFER
	6 Air Distributor	2.00	HK5Q-DIST
	7 Internal Cylinder	2.70	HK5Q-ICYL
	8 Piston	13.0	HK5Q-PISTON
	9 External Cylinder	22.5	HK5Q-ECYL
	10 Guided Sleeve	3.00	HK5Q-BUSH
	11 Bush Retaining Ring	0.10	HK5Q-RRING-BUSH
	12 "O" Ring of Stop Ring	0.01	HK5Q-SK-SRING
	13 Stop Ring	0.65	HK5Q-SRING
	14 Make Up Ring Steel	0.02	HK5Q-MURS-DCHUCK
	15 Drive Chuck	4.50	HK5Q-DCHUCK
	16 Drill Bit		HK5Q-135FF-TV

Technical Data

Length(Less bit)	Weight(Less bit)	External Diameter	Bit Shank	Hole Range	Connection Thread
935mm	65.0Kg	Φ126mm	QL50	Φ140- Φ152	API 3 ½ " REG CUBEX # 28
Box Size	Impact rate At 1.7Mpa	Recommended rotation speed		Air Consumption	
1100x155x180mm	25Hz	30-70r/min		250-350(PSI)	
				500-800(CFM)	

HD55 DTH HAMMER

HD55 Hammers	Item Description	Weight Kg	Part Number
--------------	------------------	-----------	-------------



1	Top Sub	15.0	HD55-TSUB
2	"O" Ring of Top Sub	0.01	HD55-SR-TSUB
3	Check Valve	1.00	HD55-CVALVE
4	Spring	0.04	HD55-SPRING
5	Ring	0.10	HD55-RING
6	Compression Buffer	0.06	HD55-CBUFFER
7	Compression Buffer Seat	0.40	HD55-SBS
8	Air Distributor	4.00	HD55-DIST
9	Internal Cylinder	4.70	HD55-ICYL
10	Piston	15.50	HD55-PISTON
11	External Cylinder	30.00	HD55-ECYL
12	"O" Ring of Stop Ring	0.01	HD55-SR-SRING
13	Stop Ring	0.30	HD55-SRING
14	Drive Chuck	6.40	HD55-DCHUCK
15	Drill Bit		HD55-140FF-TV

Technical Data

Length(Less bit)	Weight(Less bit)	External Diameter	Bit Shank	Hole Range	Connection Thread
1214mm	77.5Kg	Φ125mm	Cop54 DHD350R HD55	Φ140- Φ152	API 3 1/2" REG CUBEX # 28
Box Size	Impact rate At 1.7Mpa	Recommended rotation speed	Air Consumption		
1290x150x175mm	25Hz	20-35r/min	250-350(PSI)		
			500-800(CFM)		

HQL60 DTH HAMMER

HQL60 Hammers	Item Description	Weight Kg	Part Number
	1 Top Sub	20.00	HQL60-TSUB
	2 "O" Ring of Top Sub	0.02	HQL60-SR-TSUB
	3 Check Valve	1.00	HQL60-CVALVE
	4 Spring	0.10	HQL60-SPRING
	5 Compression Buffer	0.10	HQL60-CBUFFER
	6 Air Distributor	6.00	HQL60-DIST
	7 Internal Cylinder	5.00	HQL60-ICYL
	8 Piston	23.50	HQL60-PISTON
	9 External Cylinder	31.00	HQL60-ECYL
	10 Guided Sleeve	1.00	HQL60-BUSH
	11 Bush Retaining Ring	0.02	HQL60-RRING-BUSH
	12 "O" Ring of Stop Ring	0.02	HQL60-SR-RING
	13 Stop Ring	0.60	HQL60-SRING
	14 Drive Chuck	5.40	HQL60-DCHUCK
	15 Drill Bit		HQL60-165CC-TV

Technical Data

Length(Less bit)	Weight(Less bit)	External Diameter	Bit Shank	Hole Range	Connection Thread
1212mm	95.0Kg	Φ148mm	Cop64-G QL 60 HQL 60	Φ165- Φ178	API 3 ½ "REG CUBEX # 28
Box Size	Impact rate At 1.7Mpa	Recommended rotation speed	Air Consumption		
			300-350(PSI)		
1270x170x200mm	23Hz	20-30r/min	600-900(CFM)		

HQL60A DTH HAMMER

HQL60A Hammers	Item Description	Weight Kg	Part Number
	1 Top Sub	20.00	HQL60A-TSUB
	2 "O" Ring of Top Sub	0.015	HQL60A-SR-TSUB
	3 Check Valve	0.70	HQL60A-CVALVE
	4 Spring	0.10	HQL60A-SPRING
	5 Air Distributor	3.50	HQL60A-DIST
	6 Internal Cylinder	4.20	HQL60A-ICYL
	7 Piston	23.00	HQL60A-PISTON
	8 External Cylinder	30.00	HQL60A-ECYL
	9 Guided Sleeve	4.00	HQL60A-BUSH
	10 Bush Retaining Ring	0.02	HQL60A-RRING-BUSH
	11 "O" Ring of Stop Ring	0.01	HQL60A-SR-RING
	12 Stop Ring	0.60	HQL60A-SRING
	13 Drive Chuck	5.50	HQL60A-DCHUCK
	14 Drill Bit		HQL60A-165CC-TV

Technical Data

Length(Less bit)	Weight(Less bit)	External Diameter	Bit Shank	Hole Range	Connection Thread
1183mm	92.0Kg	Φ148mm	QL60 HQL60A	Φ165- Φ178	API 3 ½" REG CUBEX # 28
Box Size	Impact rate At 1.7Mpa	Recommended rotation speed	Air Consumption		
1260x180x200mm	25Hz	20-30r/min	300-350(PSI)		
			600-900(CFM)		

HQL80 DTH HAMMER

HQL80 Hammers	Item Description	Weight Kg	Part Number
	1 Top Sub	44.6	HQL80-TSUB
	2 "O" Ring of Top Sub	0.01	HQL80-SK-TSUB
	3 Shim of Top Sub	0.30	HQL80-BOR-TSUB
	4 Check Valve	1.30	HQL80-CVALVE
	5 Spring	0.20	HQL80-SPRING
	6 Compression Buffer	0.46	HQL80-CBUFFER
	7 Air Distributor	13.2	HQL80-DIST
	8 Internal Cylinder	8.40	HQL80-ICYL
	9 Piston	41.5	HQL80-PISTON
	10 External Cylinder	74.1	HQL80-ECYL
	11 Guided Sleeve	3.70	HQL80-BUSH
	12 Bush Retaining Ring	0.03	HQL80-RRING-BUSH
	13 "O" Ring of Stop Ring	0.01	HQL80-SK-SRING
	14 Stop Ring	1.20	HQL80-SRING
	15 Shim of Drive Chuck	0.35	HQL80-BOR-DCHUCK
	16 Drive Chuck	13.6	HQL80-DCHUCK
	17 Drill Bit		HQL80-203CC-TV

Technical Data

Length(Less bit)	Weight(Less bit)	External Diameter	Bit Shank	Hole Range	Connection Thread
1471mm	203Kg	Φ185mm	QL80 TD80 TD85	Φ195- Φ254	BECO 4 1/2" REG API 4 1/2" REG
Box Size	Impact rate At 1.7Mpa	Recommended rotation speed	Air Consumption		
1440x230x270mm	25Hz	30-70r/min	300-380(PSI)		
			950-1200(CFM)		

HD85 DTH HAMMER

HD85 Hammers	Item Description	Weight Kg	Part Number
	1 Top Sub	41.0	HD85-TSUB
	2 "O" Ring of Top Sub	0.02	HD85-SR-TSUB
	3 Breakout Ring of Top Sub	0.20	HD85-BR-TSUB
	4 Check Valve	1.50	HD85-CVALVE
	5 Spring	0.10	HD85-SPRING
	6 Compression Buffer	0.42	HD85-CBUFFER
	7 Air Distributor	0.13	HD85-DIST
	8 Internal Cylinder	8.60	HD85-ICYL
	9 Piston	41.0	HD85-PISTON
	10 External Cylinder	75.2	HD85-ECYL
	11 "O" Ring of Stop Ring	0.02	HD85-SR-SRING
	12 Stop Ring	1.20	HD85-SRING
	13 Drive Chuck	17.5	HD85-DCHUCK
	14 Drill Bit		HD85-195CC-YV

Technical Data

Length(Less bit)	Weight(Less bit)	External Diameter	Bit Shank	Hole Range	Connection Thread
1492mm	186.9Kg	Φ185mm	Cop84 DHD380 HD85	Φ203- Φ229	BECO 4 ½" REG API 4 ½" REG
Box Size	Impact rate At 1.7Mpa	Recommended rotation speed	Air Consumption		
1560x230x270mm	20Hz	20-30r/min	300-380(PSI)		
			950-1200(CFM)		

HK9-Q DTH HAMMER

HK9-Q Hammers	Item Description	Weight Kg	Part Number
	1 Top Sub	45.5	HK9Q-TSUB
	2 "O" Ring of Top Sub	0.02	HK9Q-SK-TSUB
	3 Breakout Ring	0.55	HK9Q-BOR
	4 Check Valve	1.20	HK9Q-CVALVE
	5 Spring	0.15	HK9Q-SPRING
	6 Compression Buffer	0.45	HK9Q-CBUFFER
	7 Air Distributor	10.2	HK9Q-DIST
	8 Internal Cylinder	7.50	HK9Q-ICYL
	9 Piston	50.0	HK9Q-PISTON
	10 External Cylinder	79.5	HK9Q-ECYL
	11 Guided Sleeve	6.20	HK9Q-BUSH
	12 Retaining Ring	0.30	HK9Q-RRING
	13 Stop Ring	2.20	HK9Q-SRING
	14 Breakout Ring	0.55	HK9Q-BOR
	15 Drive Chuck	23.0	HK9Q-DCHUCK
	16 Drill Bit		HK9Q-216CC-TV

Technical Data

Length(Less bit)	Weight(Less bit)	External Diameter	Bit Shank	Hole Range	Connection Thread
1345mm	205.0Kg	Φ203mm	QL80	Φ216- Φ229	BECO 4 1/2" REG API 4 1/2" REG
Box Size	Impact rate At 2.4Mpa	Recommended rotation speed	Air Consumption		
1500x240x280mm	25Hz	30-70r/min	300-380(PSI)		
			950-1200(CFM)		

HSD10 DTH HAMMER

HSD12 Hammers	Item Description	Weight Kg	Part Number
	1 Top Sub	121.7	HSD12-01
	2 "O" Ring of Top Sub	0.02	HSD12-02
	3 Breakout Ring of Top Sub	2.10	HSD12-03
	4 Check Valve	2.10	HSD12-04
	5 Spring	0.20	HSD12-05
	6 Air Distributor	20.2	HSD12-06
	7 Internal Cylinder	31.3	HSD12-07
	8 Piston	110	HSD12-08
	9 External Cylinder	168.7	HSD12-09
	10 Retaining Ring	1.20	HSD12-10
	11 "O" Ring of Stop Ring	3.70	HSD12-11
	12 Stop Ring	0.03	HSD12-12
	13 Guided Sleeve	0.01	HSD12-13
	14 Breakout Ring of Stop Ring	1.20	HSD12-14
	15 Drive Chuck	0.35	HSD12-15
	16 Drill Bit	13.6	HSD12-16

Technical Data

Length(Less bit)	Weight(Less bit)	External Diameter	Bit Shank	Hole Range	Connection Thread
1880mm	487Kg	Φ275mm	SD12	Φ305- Φ445	API 6 5/8 REG
Working Pressure	Impact rate At 0.5 Mpa	Recommended rotation speed	Air Consumption		
			1.0 MPa	1.8 MPa	2.4 MPa
1.0 - 2.5 MPa	16Hz	15-25 r/min	30 m ³ /min	56 m ³ /min	78 m ³ /min

HSD12 DTH HAMMER

HSD12 Hammers	Item Description	Weight Kg	Part Number
	1 Top Sub	121.7	HSD12-01
	2 "O" Ring of Top Sub	0.02	HSD12-02
	3 Breakout Ring of Top Sub	2.10	HSD12-03
	4 Check Valve	2.10	HSD12-04
	5 Spring	0.20	HSD12-05
	6 Air Distributor	20.2	HSD12-06
	7 Internal Cylinder	31.3	HSD12-07
	8 Piston	110	HSD12-08
	9 External Cylinder	168.7	HSD12-09
	10 Retaining Ring	1.20	HSD12-10
	11 "O" Ring of Stop Ring	3.70	HSD12-11
	12 Stop Ring	0.03	HSD12-12
	13 Guided Sleeve	0.01	HSD12-13
	14 Breakout Ring of Stop Ring	1.20	HSD12-14
	15 Drive Chuck	0.35	HSD12-15
	16 Drill Bit	13.6	HSD12-16

Technical Data

Length(Less bit)	Weight(Less bit)	External Diameter	Bit Shank	Hole Range	Connection Thread
1880mm	487Kg	Φ275mm	SD12	Φ305- Φ445	API 6 5/8 REG
Working Pressure	Impact rate At 0.5 Mpa	Recommended rotation speed	Air Consumption		
			1.0 MPa	1.8 MPa	2.4 MPa
1.0 - 2.5 MPa	16Hz	15-25 r/min	30 m ³ /min	56 m ³ /min	78 m ³ /min

HK12-Y DTH HAMMER

HK12-Y Hammers	Item Description	Weight Kg	Part Number
	1 Top Sub	119.5	HK12Y-TSUB
	2 "O" Ring of Top Sub	0.02	HK12Y-SK-TSUB
	3 Spacer	1.20	HK12Y-SPACER-A
	4 Check Valve	0.20	HK12Y-CVALVE
	5 Spring	0.50	HK12Y-SPRING
	6 Compression Buffer	2.20	HK12Y-CBUFFER
	7 Air Distributor	19.6	HK12Y-DIST
	8 Internal Cylinder	15.1	HK12Y-ICYL
	9 Piston	111.1	HK12Y-PISTON
	10 External Cylinder	177.1	HK12Y-ECYL
	11 Bearing Bush	19.15	HK12Y-BUSH
	12 Retaining Ring	1.50	HK12Y-RRING
	13 "O" Ring (Bit Ring)	0.20	HK12Y-SK-SRING
	14 Bit Retaining Ring	4.35	HK12Y-SRING
	15 Spacer	1.20	HK12Y-SPACER-B
	16 Drive Chuck	37.2	HK12Y-DSUB
	17 Drill Bit	108.0	HK12Y-311CC

Technical Data

Length(Less bit)	Weight(Less bit)	External Diameter	Bit Shank	Hole Range	Connection Thread
1590mm	510.2Kg	Φ275mm	HY12	Φ305- Φ350	API 6 5/8" REG API 7 5/8" REG
Box Size	Impact rate At 2.4Mpa	Recommended rotation speed		Air Consumption	
1665x320x360mm	19.2Hz	15-35r/min		200-350(PSI) 1200-1500(CFM)	

N125-R DTH HAMMER

N125-R Hammers	Item Description	Weight Kg	Part Number
	1 Top Sub	123.0	HN125-TSUB
	2 "O" Ring of Top Sub	0.02	HN125-SK-TSUB
	3 Breakout Ring of Top Sub	0.85	HN125-MURS-TSUB
	4 Check Valve	1.00	HN125-CVALVE
	5 Spring	1.00	HN125-SPRING
	6 Air Distributor	20.20	HN125-DIST
	7 Internal Cylinder	31.00	HN125-ICYL
	8 Piston	111.0	HN125-PISTON
	9 External Cylinder	147.0	HN125-ECYL
	10 Bush	18.4	HN125-BUSH
	11 Bush Retaining Ring	0.20	HN125-BUSH-RRING
	12 Stop Ring	5.30	HN125-SRING
	13 "O" Ring Stop Ring	0.02	HN125-SK-SRING
	14 Lock Pin	0.20	HN125-LOCK-PIN
	15 Nylon Strip	0.30	HN125-NYLON-STRIP
	16 Internal Bit Catcher	6.80	HN125-IBCATCHER
	17 External Bit Catcher	15.7	HN125-EBCATCHER
	18 Drive Chuck	31.9	HN125-DCHUCK
	19 Plastic Spacer of Drive Chuck	0.5	HN125-PSPACER
	20 Bit		HN-476CC

Technical Data

Length(Less bit)	Weight(Less bit)	External Diameter	Bit Shank	Hole Range	Connection Thread
1812mm	546kg	Φ275mm	NUMA125R	Φ305-Φ445	API 6 5/8" REG
Box Size	Impact rate At 1.7Mpa	Recommended rotation speed		Air Consumption	
1880x310x310mm	18Hz	15-35r/min		200-350(PSI)	
				800-1800(CFM)	

Selecting the right bit

Black diamond has a comprehensive range of DTH drill bits to match all conceivable applications. Each bit is made from quality alloy steel and has been precision machined to produce a perfect body, heat treated to the required hardness. Given surface compression for fatigue resistance and fitted with precision buttons manufactured in-house. These are designed for specific applications for all rock types, hardness and conditions. Bit life and rate of penetration are the most important criteria in selecting the right bit for a particular application.

Bit Face Shape Selection



Drop Center

For high penetration rates in soft to medium hard and fissured rock formations. Low to medium air pressures. Maximum hole deviation control.



Concave Face

The all-round application bit face specifically for medium hard and homogenous rock formations. Good hole deviation and good flushing capacity.



Convex Face

For high penetration rates in soft to medium-hard with low to medium air pressures. It is the most resistance to steel wash and may reduce the load and wear on the gauge buttons. However, it has poor hole deviation control.




Double Gauge Face

This kind of face shape is suitable for fast penetration rates in medium to hard rock formations. Designed for high air pressures and good resistance to steel wash step gauge bit.



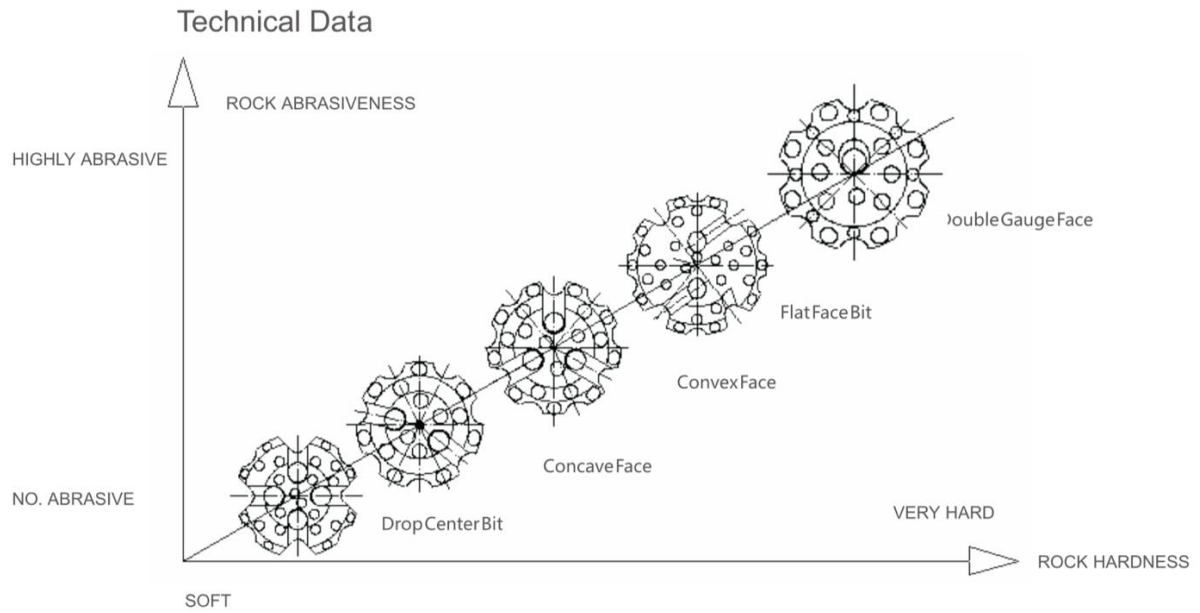
Flat Face

This kind of face shape is suitable for hard to very hard and abrasive rock formations in applications with high air pressures. Good penetration rates and resistance to steel wash.



Pineapple Bit

The Pineapple Bit can be dressed with ballistic buttons for use in soft to medium hard Formations where fractured rock can be expected, or can be supplied with spherical buttons for hard and abrasive formations.



Carbide Button Shape Selection



Round Button



Semi-Ballistic Buttons



Ballistic Button



Flat Button

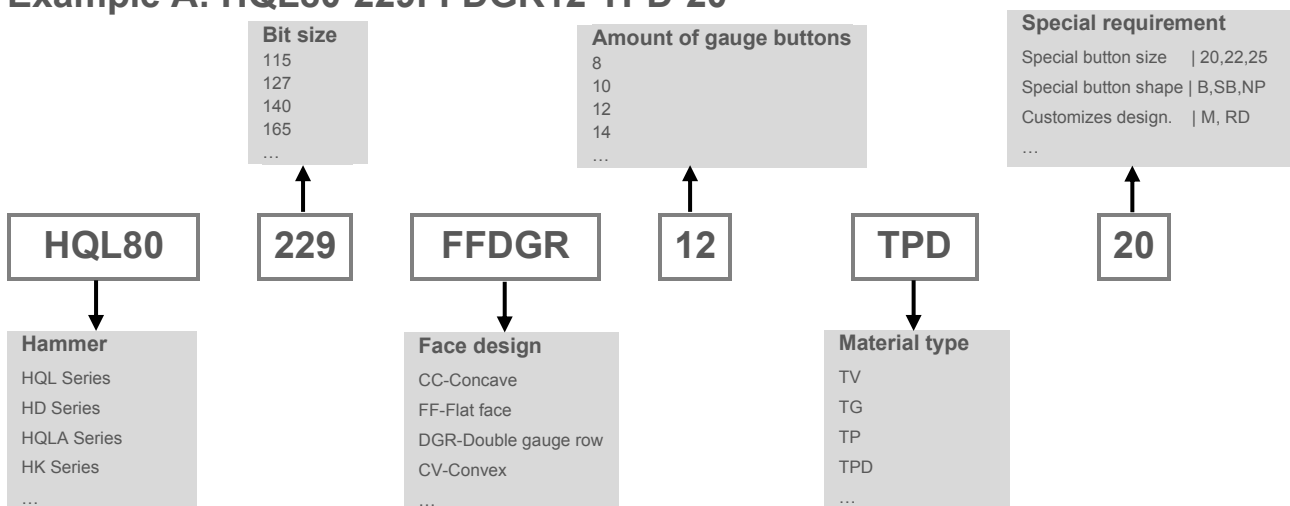


Sharp Button


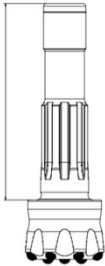
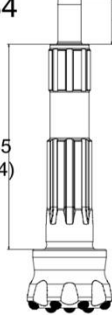
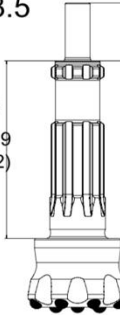
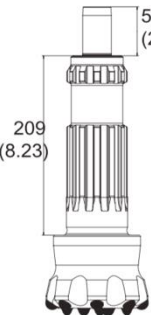
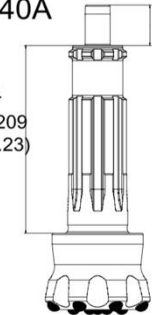
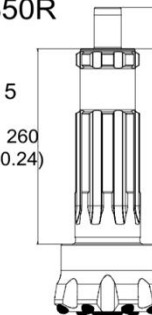
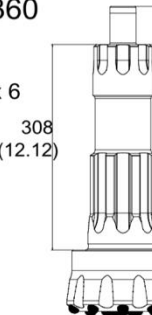
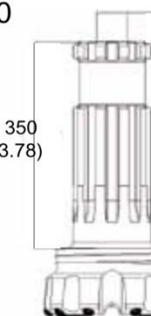
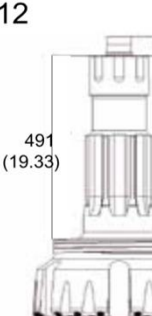
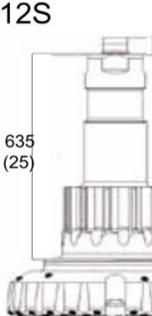
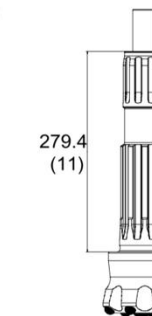
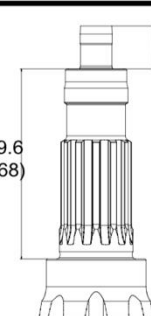
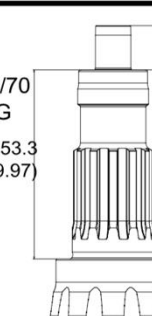
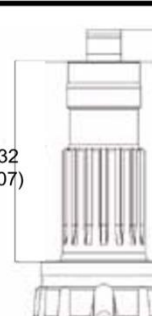
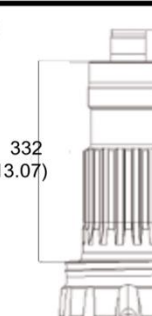
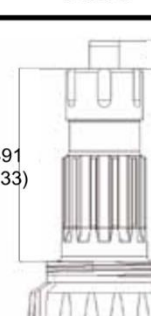
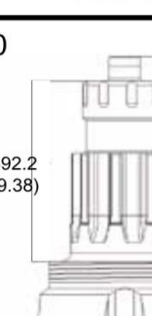

Product codes

Product codes are a valuable tool to describe and identify the product. In the code structure we have tried to describe the product features with a coding system. While not always 100% logical, with the attached key you will be able to find the product you are looking for or a suitable alternative product.

Example A: HQL80-229FFDGR12-TPD-20




Bit shanks

<p>BR 2 COP 20</p>  <p>165 (6.49)</p> <p>6 spline</p>	<p>COP 32 COP 32</p>  <p>215.2 (8.47)</p> <p>8 spline</p>	<p>COP 34 COP 34</p>  <p>57 (2.24)</p> <p>245 (9.64)</p> <p>8 spline</p>	<p>DHD 3.5 COP 35 TD 35.2 QLX 35 DHD 3.5 Terranox 3</p>  <p>58.9 (2.32)</p> <p>180.9 (7.12)</p> <p>8 spline</p>
<p>TD 40 COP 44 G QLX 40</p>  <p>57 (2.24)</p> <p>209 (8.23)</p> <p>12 spline</p>	<p>DHD 340A COP 44 DHD 4 QL 340 Terranox 4</p>  <p>45 (1.77)</p> <p>209 (8.23)</p> <p>8 spline</p>	<p>DHD 350R COP 54 DHD 5 Terranox 5</p>  <p>55 (2.17)</p> <p>260 (10.24)</p> <p>8 spline</p>	<p>DHD 360 COP 64 DHD 6 Terranox 6</p>  <p>57 (2.24)</p> <p>308 (12.12)</p> <p>8 spline</p>
<p>DHD 380 DHD 8 Terranox 8</p>  <p>50.8 (2)</p> <p>350 (13.78)</p> <p>10 spline</p>	<p>DHD 112 DHD 112</p>  <p>52.3 (2.06)</p> <p>491 (19.33)</p> <p>8 spline Pin drive</p>	<p>DHD 112S DHD 112S</p>  <p>52.3 (2.06)</p> <p>635 (25)</p> <p>12 spline Pin drive</p>	<p>QL 40 QL 40</p>  <p>58.4 (2.3)</p> <p>279.4 (11)</p> <p>10 spline</p>
<p>QL 50 QL 50 TD 50 COP 54 G</p>  <p>54.1 (2.13)</p> <p>239.6 (21.68)</p> <p>12 spline</p>	<p>QL 60 QL 60 TD 60/65/70 COP 64 G</p>  <p>59 (2.32)</p> <p>253.3 (9.97)</p> <p>12 spline</p>	<p>QL 80 QL 80 TD 80 TD 85</p>  <p>52.3 (2.05)</p> <p>332 (13.07)</p> <p>16 spline</p>	<p>TD 90 TD 90</p>  <p>52.3 (2.06)</p> <p>332 (13.07)</p> <p>16 spline</p>
<p>QL 120 QL 120</p>  <p>70.6 (2.78)</p> <p>491 (19.33)</p> <p>12 spline Pin drive</p>	<p>QL 200 QL 200</p>  <p>66 (2.6)</p> <p>492.2 (19.38)</p> <p>9 spline Pin drive</p>	<p>QL 200S QL 200S</p>  <p>66 (2.6)</p> <p>658.1 (25.91)</p> <p>12 spline Pin drive</p>	

3" BIT Data Referenced By IR3.5 Flat Face Bit




Specification Of Products : IR3.5




Specification Of Products : M30



Specification Of Products : COP32




Specification Of Products : QL30, COP34



Specification Of Products : BR3

Diameter		No x Button diameter , mm		Button angle°	Flushing Holes	Weight (Kg)	Part No.
mm	Inch	Gauge Buttons	Front Buttons				
90	3 9/16	8x12	7x11	38	2	4.6	HD35-90
92	3 5/8	8x12	7x11	38	2	4.6	HD35-92
95	3 3/4	8x12	7x11	38	2	4.7	HD35-95
100	3 15/16	8x12	7x12	38	2	4.8	HD35-100
105	4 1/8	8x14	7x12	38	2	5.0	HD35-105
110	4 5/16	8x14	7x12	38	2	5.5	HD35-110

4" BIT Data Referenced By DHD340A Flat Face Bit



Specification Of Products : DHD340A
COP44



Specification Of Products : M50



Specification Of Products : SD5



Specification Of Products : QL50

Diameter		No x Button diameter , mm		Button angle°	Flushing Holes	Weight (Kg)	Part No.
mm	Inch	Gauge Buttons	Front Buttons				
105	4 1/8	8x14	7x12	38	2	7.6	HD45-105
110	4 5/16	8x14	7x12	38	2	7.8	HD45-110
115	4 1/2	8x14	7x13	38	2	8.2	HD45-115
120	4 3/4	8x14	8x13	38	2	8.7	HD45-120
125	4 15/16	8x14	10x13	38	2	8.9	HD45-125
130	5 1/8	8x16	8x14	38	2	9.4	HD45-130

5" BIT Data Referenced By DHD350R Flat Face Bit



Specification Of Products : DHD350R
COP54



Specification Of Products : M50




Specification Of Products : SD4



Specification Of Products : QL40

Diameter		No x Button diameter , mm		Button angle°	Flushing Holes	Weight (Kg)	Part No.
mm	Inch	Gauge Buttons	Front Buttons				
130	5 1/8	8x16	8x14	38	2	15	HD55-130
135	6 1/4	8x16	8x14	38	2	15.2	HD55-135
138	5 1/2	8x16	10x14	38	2	15.6	HD55-138
140	5 1/2	8x16	10x14	38	2	15.8	HD55-140
146	5 3/4	8x18	8x15	38	2	16.1	HD55-146
150	5 7/8	8x18	8x15	38	2	16.5	HD55-150
152	6	8x18	8x15	38	2	17	HD55-152
156	6 1/8	8x18	8x16	38	2	17.5	HD55-156


6" BIT Data Referenced By DHD360R Concave Face Bit



Specification Of Products : DHD360
COP64



Specification Of Products : M60



Specification Of Products : SD6



Specification Of Products : QL60

Diameter		No x Button diameter , mm		Button angle°	Flushing Holes	Weight (Kg)	Part No.
mm	Inch	Gauge Buttons	Front Buttons				
152	6	8x18	4x16+4x14	38	2	23	HD65-152
154	6	8x18	4x16+4x14	38	2	23	HD65-154
156	6 1/4	8x18	4x16+4x14	38	2	23	HD65-156
159	6 1/4	8x18	4x16+4x14	38	2	23.5	HD65-159
165	6 1/2	8x18	8x16	38	2	24	HD65-165
171	6 3/4	8x18	8x16	38	2	25	HD65-171
178	7	8x18	10x16	38	2	26	HD65-178
185	7 1/4	8x18	10x16	38	2	26.8	HD65-185
190	7 1/2	10x18	13x16	38	2	27.5	HD65-190
203	8	10x18	8x18+6x16	38	2	31	HD65-203

8" BIT Data Referenced By DHD380 Concave Face Bit



Specification Of Products : DHD380
COP84



Specification Of Products : M80



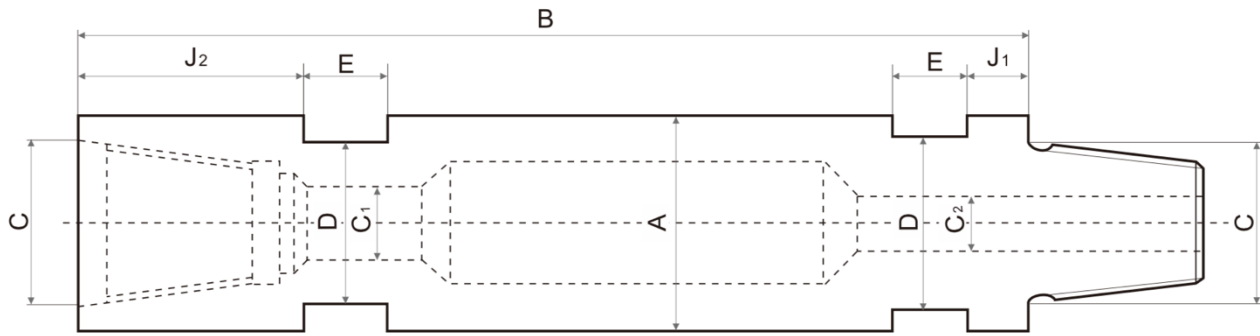
Specification Of Products : SD8



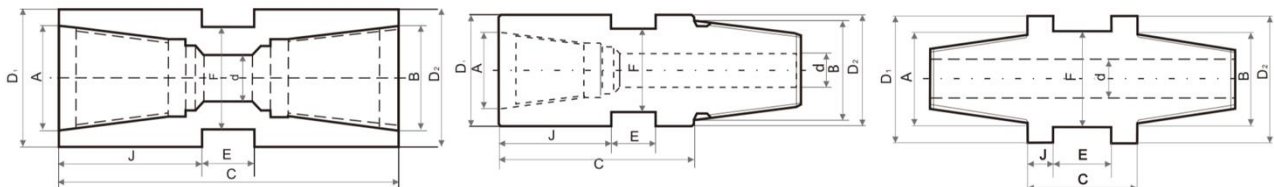
Specification Of Products QL80

Diameter		No x Button diameter , mm		Button angle°	Flushing Holes	Weight (Kg)	Part No.
mm	Inch	Gauge Buttons	Front Buttons				
200	7 7/8	10x18	8x18+6x16	38	2	46	HD85-200
203	8	10x18	8x18+6x16	38	2	47	HD85-203
216	8 1/2	10x18	8x18+6x16	38	2	53	HD85-216
219	8 5/8	10x18	8x18+6x16	38	2	54	HD85-219
222	8 3/4	10x18	8x18+6x16	38	2	55	HD85-222
225	8 7/8	10x18	8x18+7x16	38	2	56	HD85-225
229	9	10x18	8x18+7x16	38	2	57	HD85-229
235	9 1/4	12x18	30x16	38	2	57.5	HD85-235
240	9 1/2	12x18	30x16	38	2	58	HD85-240
254	10	12x18	12x18+8x16	38	2	61	HD85-254
270	10 5/8	12x19	20x18+8x16	38	2	66	HD85-270
279	11	12x19	20x18+9x16	38	2	71	HD85-279

Drill Pipe



A OD(mm)	B Length SS	C1 Joints type	C2 Thread type	D Across flat	E Width spanner flat	F Thickness
76	1500	box-pin	RD 50	65	38.1	5
89	1800	box-box	API 2 3/8" Reg	69.8	60.3	6
102	3000	pin-pin	API 3 1/2" Reg	63.5	50.8	7.5
114	4000		API 4 1/2" Reg	92.2	69.8	8
127	5000		3 1/8" DIBH	120.6	...	10
140	6000		CUBEX#21	130.1		12
152	7500		CUBEX#24	...		14
...	9144		CUBEX#28			...
...			...			



Box-Box Adapters



Pin-Box Adapters

Pin-Pin Adapters

A-B Joints type	A1-B1 Threat type	C Length SS	D1 OD	D2 OD	E Width spanner flat	F Across flat
box-pin	RD 50	1500	76	76	38.1	65
box-box	API 2 3/8" Reg	1800	89	89	60.3	69.8
pin-pin	API 3 1/2" Reg	3000	102	102	50.8	63.5
	API 4 1/2" Reg	4000	114	114	69.8	92.2
	3 1/8" DIBH	5000	127	127	...	120.6
	CUBEX#21	6000	140	140		130.1
	CUBEX#24	7500	152	152		...
	CUBEX#28	9144		
	BECO					
...		...				

Breakout Bench

The threaded connections of the driver chuck and top sub hammer may become very tightly tensioned during drilling. It is convenient to break the hammer threads on the rig, but if the threads cannot be loosened or tend to get stuck, a breakout bench is the solution. This handy but powerful breakout bench can easily be placed in a workshop or container and it breaks DTH hammers between 3” and 10”. Select the right breakout bench depending on voltage and power source.



No.	Part Name	Usage on a bench
a	link A	20
b	link B	1
c	Jaw A	1
d	Jaw B	20
e	U bar	2
f	Jaw base	1
g	Air cylinder	2
h	Pin A	2
i	Pin B	20
j	Jaw C	2
k	“link C BOB-DOUBLELINK”	1

Available for hammer size 3.5”~10”

Technical Data: rpm of chain less than 10tums/m velocity of piston rod 1.8meter/m

Hammer Range	Overall dimensions	Weight	Maximum assembly torque
3.5”-10”	1600*930*1050mm	800Kg	67 KN*m(50FTlb)
Maximum disassembly torque	Operating Height	Hydraulic Range	Power
81 KN*m(60ftlb)	800mm	0-20Mpa	3Kw,220V,50Hz



Reverse Circulation Hammers & Bits

- RC HAMMERS _____ PAGE 32
- RC BITS PAGE 47
- REVERSE CIRCULATION DRILL STRING PAGE 50

Selecting the Right Hammer

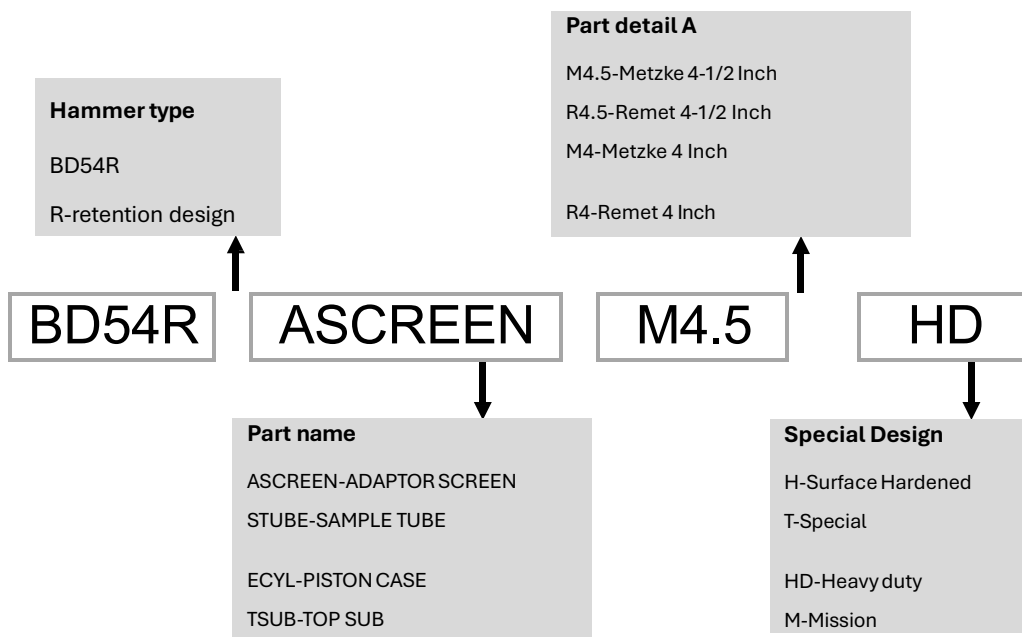
Black Diamond's reverse circulation hammers are specifically designed for all kinds of exploration drilling (deep hole and pit grade control applications).

Whether you are exploring potential sites or working on an existing mine, the BDDRILL RC hammer will assure high performance, exceptional reliability and dependable support.

Product codes

Product codes are a valuable tool to describe and identify the product. In the code structure we have tried to describe the product features with Alpha-numerical system that is not always 100% logical, but with the attached key you will be able to find the product you are looking for or a suitable alternative product.

Example A: BDR54R-ASCREEEN-M4.5-HD

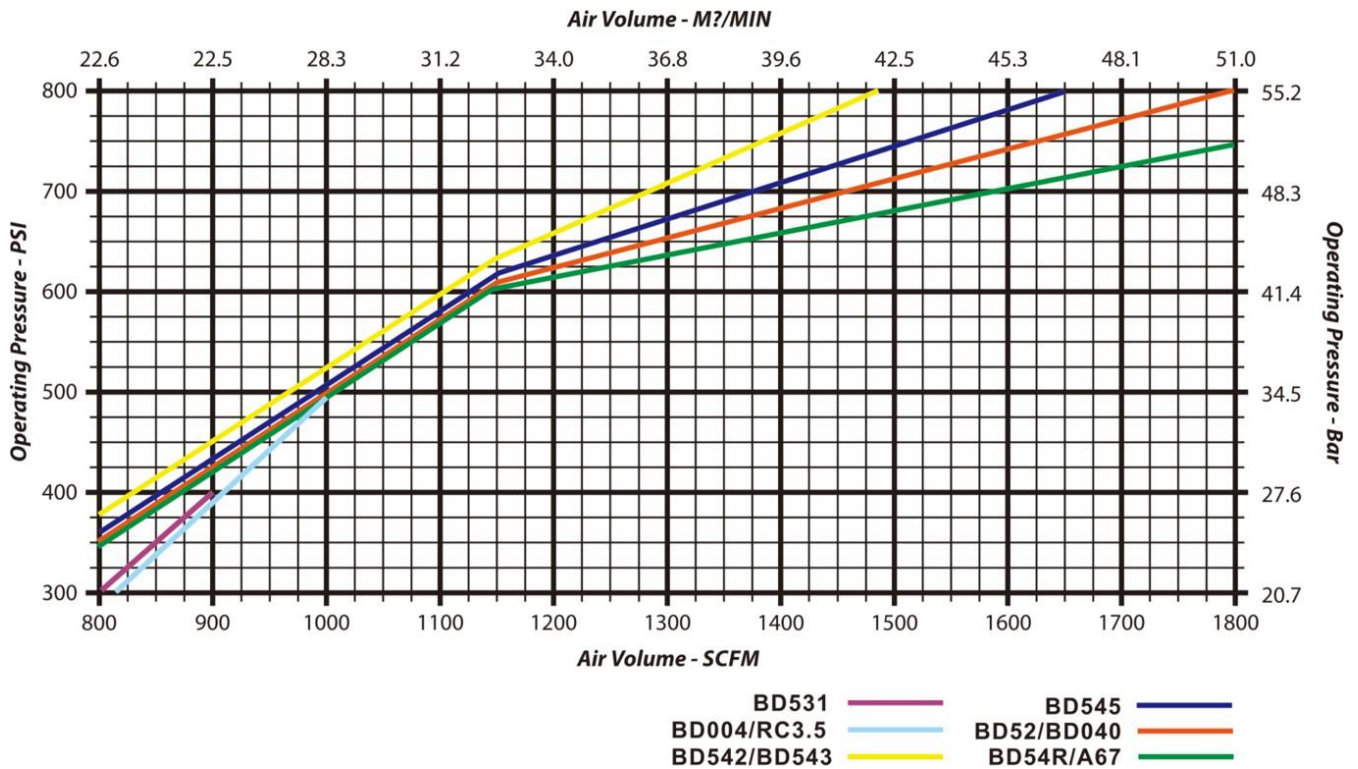


SPECIFICATIONS

Hammer	BD351	RC3.5	BD004			BD542			BD543		BD545		BD040				BD52		BD54		A67	
Top sub thread	R3"	R3"	R3.5"	R4"	M4"	R3.5"	R4"	M4"	R4"	M4"	M4.5	R4.5	M4"	R4"	M4.5"	R4.5"	m4.5"	R4.5"	M4.5"	R4.5	M4.5"	
Package case size	(L)1100 (W)110 (H)120	(L)1230 (W)120 (H)150	(L)1300 (W)150 (H)180			(L)1230 (W)140 (H)170			(L)1260 (W)150 (H)180		(L)1300 (W)150 (H)180				(L)1300 (W)160 (H)190		(L)1300 (W)160 (H)190		(L)1330 (W)160 (H)190			
Recommended bit size, mm	86-100	100-110	111-125			113-133			123-140		127-140				133-143		136-146		136-146			
Bit shank	RE531	RC3.5	RE004			RE542			RE543		RE545		RE040				PR52		PR54		BD67	
External diameter, mm	81	94	107			109.5			116		117.5		121				120.5		130		132	
Length excl. thread, mm (Less bit)	1069	1184	1252			1191			1261		1210				1227		1294		1200			
Hammer weight, Kg (Less bit)	29	44	52			57			63		65		53.8	47.5	69.8	69.4	68.5		84.5		81.8	
Piston weight, Kg	4.8	8.3	10.5			11.6			11.6		13.5		13.6				14.3		16.8		17	
Wrench flat, mm	No wrench flat	(L)82 (W)40	(L)90 (W)40	(L)90 (W)50	(L)90 (W)50	(L)95 (W)45	(L)95 (W)45	(L)95 (W)50	(L)95 (W)45	(L)95 (W)50	(L)102 (W)50	(L)102 (W)50	(L)94 (W)50	(L)94 (W)50	(L)94 (W)50	(L)94 (W)50	(L)94 (W)50	(L)94 (W)50	(L)94 (W)50	(L)100 (W)50	(L)100 (W)50	(L)95 (W)51

Drilling conditions and project specifications may require a larger air package to be used

AIR CONSUMPTION/OPERATING PRESSURE



Reverse Circulation Service Guide

When breaking a hammer down, avoid placing breakout tools in the mid-section of the cylinder (barrel). Recommended breakout points are 130mm from each end of cylinder. Wrap around chain breakouts are recommended (see diagram). When holding bits for breakout, use a secure plate or opt to grab the bit head, but never on the gauge row buttons.

This information is included with every Hammer purchase.



DO NOT APPLY HEAT OR DIRECT IMPACT TO HAMMER WHEN CRACKING JOINTS AS THIS TYPICALLY DAMAGES THE HAMMER.

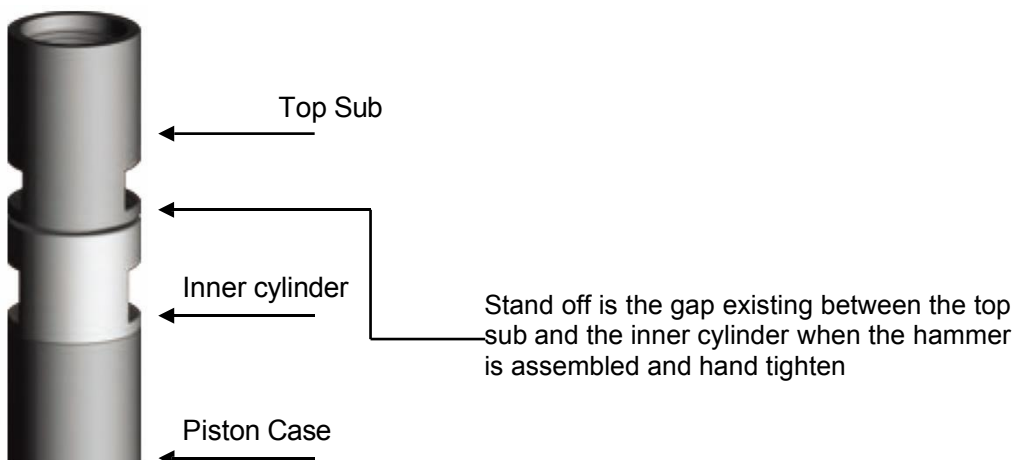


Figure 1: Gripping Locations for BD DRILL Reverse Circulation Hammer
Lubrication

Correct lubrication is critical to the performance and longevity of the hammer.

Recommended:

- Oil Grade: SAE 320 Hammer Oil for most operating conditions
 - Rate: 2 litre/hour minimum via automatic feeder
- Double the rate when injecting fluids such as water, foam & polymers
- Clean and relubricate the hammer each day after use to prevent corrosion and premature failure



Stand off
0.6mm to 1mm
0.024" to 0.04"


BD531 R.C. HAMMER

3" R.C. Hammers	Item Description	Weight Kg	Part Number
	1 Top Sub-Remet 3"	3.76	BD531-TSUB-R3
	2 O Ring (Adaptor Tube Remet 3") x 2	0.01	BD531-SK-TSUB-R3
	3 Adaptor Tube Remet 3"	1.85	BD531-ASCREENR3
	4 O Ring (Sample Tube) x 4	0.01	BD531-SK-STUBE
	5 Sample Tube	1.97	BD531-STUBE
	6 Circlip	0.04	BD531-CIRCLIP
	7 O Ring (Distributor 1) x 2	0.01	BD531-SK-DIST-1
	8 O Ring (Distributor 2) x 1	0.01	BD531-SK-DIST-2
	9 Distributor	0.37	BD531-DIST
	10 Check Valve/Plunger	0.08	BD531-CVALVE
	11 O Ring (Check Valve) x 1	0.01	BD531-SK-CVALVE
	12 Spring	0.1	BD531-SPRING
	13 Mount Sample Tube	0.49	BD531-STUBE-MOUNT
	14 Inner Cylinder/Top Barrel	3.4	BD531-ICYL
	15 O Ring (Inner Cylinder) x 1	0.01	BD531-SK-ICYL
	16 Piston	4.69	BD531-PISTON
	17 External Cylinder/Barrel/Piston Case	9.2	BD531-ECYL
	18 Seal Cover/ O Ring (Bearing Bush) x 2	0.02	BD531-SCOVER
	19 Bearing Bush	1.03	BD531-BUSH
	20 Bit Stop Ring	0.08	BD531-SRING
	21 O Ring (Bit Stop Ring) x 1	0.01	BD531-SK-SRING
	22 Shroud	0.45	BD531-SHROUD-85/83
	23 Drive Sub	1.6	BD531-DSUB
	24 Drill Bit	4.2	BD531-85DC-TV
	25 Seal Kit (Item 2+4+7+8+11+18+21)	0.2	BD531-SK

Technical Data

Length(Less bit)	Weight(Less bit)	External Diameter	Bit Shank	Hole Range	Connection Thread
1069mm	29.0kg	Φ81mm	BD531	Φ84- Φ100	3 " Remet
Box Size	Impact rate At 2.4Mpa	Recommended rotation speed	Air Consumption		
1100x110x120mm	30Hz	25-40r/min	200-500(PSI)		
			300-1200(CFM)		

RC3.5 R.C. HAMMER

3.5" R.C. Hammers	Item Description	Weight Kg	Part Number
	1 Top Sub-Remet 3"	6.13	RC3.5-TSUB-R3
	2 Adaptor Tube Remet 3"	1.49	RC3.5-ASCREEN-R3
	3 O Ring (Adaptor Tube Remet 3") x 2	0.01	RC3.5-SK-ASCREEN-R3
	4 Sample Tube	3.31	RC3.5-STUBE
	5 O Ring (Sample Tube) x 6	0.01	RC3.5-SK-STUBE
	6 Circlip	0.01	RC3.5-CIRCLIP
	7 Distributor	0.3	RC3.5-DIST
	8 Top Barrel (Sub)	5.38	RC3.5-TBARREL
	9 Check Valve/Plunger	0.28	RC3.5-CVALVE
	10 Y Ring (Check Valve)	0.01	RC3.5-SK-CVALVE
	11 Spring	0.05	RC3.5-SPRING
	12 Compression Buffer/Make up Ring Steel	0.28	RC3.5-MUR-STEEL
	13 Mount Sample Tube	0.87	RC3.5-STUBE-MOUNT
	14 Inner Cylinder	1.26	RC3.5-ICYL
	15 Piston	8.33	RC3.5-PISTON
	16 External Cylinder/Barrel/Piston Case	10.8	RC3.5-ECYL
	17 Bearing Bush (Cold Pressed)	1.47	RC3.5-BUSH
	18 O Ring (Bit Stop Ring) x 1	0.01	RC3.5-SK-SRING
	19 Bit Stop Ring	0.17	RC3.5-SRING
	20 Shroud	1.1	RC3.5-SHROUD-104/102
	21 Drive Sub	2.9	RC3.5-DSUB
	22 Drill Bit	8.0	RC3.5-104DC-TV
	23 Seal Kit (3+5+10+18)	0.2	RC3.5-SK

Technical Data

Length(Less bit)	Weight(Less bit)	External Diameter	Bit Shank	Hole Range	Connection Thread
1184mm	44.0kg	Φ94mm	RC3.5Y	Φ100- Φ110	3 " Remet
Box Size	Impact rate At 2.4Mpa	Recommended rotation speed	Air Consumption		
1230x120x150mm	30Hz	25-40r/min	200-500(PSI)		
			300-1200(CFM)		

BD004 R.C. HAMMER

4" R.C. Hammers	Item Description	Weight Kg	Part Number
	A Top sub Assy Remet 3.5"		
	1 Circlip	0.02	BD004-CIRCLIP
	2 O Ring (Adaptor Tube Remet 3.5) x 4	0.02	BD004-SK-ASCREEN3.5
	3 Adaptor Tube Remet 3.5"	1.06	BD004-ASCREEN-R3.5
	4 Top Sub-Remet 3.5"	7.79	BD004-TSUB-R3.5
	B Top sub Assy Remet 4"		
	1 Circlip	0.02	BD004-CIRCLIP
	2 O Ring (Adaptor Tube Remet 4") x 4	0.02	BD004-SK-ASCREENR4
	3 Adaptor Tube Remet 4"	1.06	BD004-ASCREEN-R4
	4 Top Sub-Remet 4"	7.79	BD004-TSUB-R4
	C Top sub Assy Metzke 4"		
	1 Circlip	0.02	BD004-CIRCLIP
	2 O Ring (Adaptor Metzke 4") x 2	0.02	BD004-SK-ASCREENM4
	3 Adaptor Tube Metzke 4"	1.06	BD004-ASCREEN-M4/54 BD004-ASCREEN-M4/57
	4 Top Sub-Metzke 4"	7.79	BD004-TSUB-M4
	Parts List		
	5 Check Valve/Plunger	0.51	BD004-CVALVE
	6 Y Ring (Check Valve)	0.01	BD004-SK-CVALVE
	7 Spring	0.06	BD004-SPRING
	8 Sample Tube Upper	0.74	BD004-STUBE-U
	9 Make Up Ring, Steel	0.17	BD004-MUR-STEEL
	10 O Ring (Sample Tube) x 2	0.02	BD004-SK-STUBE1
11 O Ring (Sample Tube) x 1	0.02	BD004-SK-STUBE2	
12 Sample Tube Lower	2.38	BD004-STUBE	
13 Distributor	1.75	BD004-DIST	
14 O Ring (Distributor)	0.02	BD004-SK-DIST	
15 Inner Cylinder	2.45	BD004-ICYL	
16 Piston	10.45	BD004-PISTON	
17 Piston Case with Bush (cold press)	17.95	BD004-ECYL	
18 Bit Stop Ring	0.29	BD004-SRING	
19 O Ring (Bit Stop Ring)	0.02	BD004-SK-SRING	
20 Shroud	1.05	BD004-SHROUD-115/113	
21 Drive Sub	3.13	BD004-DSUB	
22 Drill Bit	11.7	BD004-115DC-TV	

Technical Data

Length(Less bit)	Weight(Less bit)	External Diameter	Bit Shank	Hole Range	Connection Thread
1252mm	52.0kg	Φ107mm	BD004	Φ111- Φ127	3.5" – 4" Remet 4" Metzke
Box Size	Impact rate At 2.4Mpa	Recommended rotation speed	Air Consumption		
1300x150x180mm	30Hz	25-40r/min	200-500(PSI)		
			300-1200(CFM)		

BD542 R.C. HAMMER

4.5" R.C. Hammers	Item Description	Weight Kg	Part Number
-------------------	------------------	-----------	-------------



A Top sub Assy Remet 3.5"			
1	Circlip A	0.04	BD543/542-CIRCLIP-R3.5
2	O Ring (Adaptor Tube Remet 3.5") x 4	0.02	BD543/542-SK-ASCREEN3.5
3	Adaptor Tube Remet 3.5"	2.55	BD543/542-ASCREEN-R3.5
4	Top Sub-Remet 3.5"	8.52	BD543/542-TSUB-R3.5
B Top sub Assy Remet 4"			
1	Circlip A	0.02	BD543/542-CIRCLIP-4
2	O Ring (Adaptor Tube Remet 4") x 4	0.02	BD543/542-SK-ASCREENR4
3	Adaptor Tube Remet 4"	2.55	BD543/542-ASCREEN-R4
4	Top Sub-Remet 4"	8.52	BD543/542-TSUB-R4
C Top sub Assy Metzke 4"			
1	Circlip A	0.02	BD543/542-CIRCLIP-4
2	O Ring (Adaptor Metzke 4") x 2	0.02	BD543/542-SK-ASCREENM4
3	Adaptor Tube Metzke 4"	2.55	BD543/542-ASCREEN-M4
4	Top Sub-Metzke 4"	8.52	BD543/542-TSUB-M4
Parts List			
5	Sample Tube	3.5	BD543/542-STUBE
6	O Ring (Sample Tube) x 5	0.02	BD543/542-SK-STUBE
7	Circlip B	0.02	BD543/542-CIRCLIP-4
8	Air Screen	0.04	BD543/542-AIRSCREEN
9	Distributor	0.56	BD543/542-DIST
10	O Ring (Distributor)	0.02	BD543/542-SK-DIST
11	Check Valve/Plunger	0.5	BD543/542-CVALVE
12	Y Ring (Check Valve)	0.02	BD543/542-SK-CVALVE
13	Spring	0.08	BD543/542-SPRING
14	Mount Sample Tube	0.86	BD543/542-STUBE-M
15	Y Ring (Mount Sample Tube)	0.02	BD543/542-SK-STUBEM
16	Inner Cylinder/Top Barrel	7.26	BD542-ICYL
17	O Ring (Inner Cylinder)	0.02	BD543/542-SK-ICYL
18	Piston	11.64	BD543/542-PISTON
19	External Cylinder/Barrel/Piston Case	19.17	BD542-ECYL
20	Bearing Bush	0.05	BD543/542-PRING
21	Bush Retaining Ring	2.35	BD543/542-BUSH
22	O Ring (Bearing Bush) x 2	0.02	BD543/542-SK-BUSH
23	Bit Ring	0.26	BD543/542-SRING
24	O Ring (Bit Ring)	0.02	BD543/542-SK-SRING
25	Shroud	2.21	BD543/542-SHROUD-127/125
26	Drive Sub	2.94	BD543/542-DSUB
27	Drill Bit	10.96	BD543/542-127DC
28	Seal Kit (Item2+6+10+12+15+17+22+24)	0.3	BD543/542-SK

Technical Data

Length(Less bit)	Weight(Less bit)	External Diameter	Bit Shank	Hole Range	Connection Thread
1191mm	57.0kg	Φ109.5mm	BD542	Φ113- Φ130	3.5" – 4" Remet 4" Metzke
Box Size	Impact rate At 2.4Mpa	Recommended rotation speed		Air Consumption	
1230x140x170mm	35Hz	25-40r/min		200-500(PSI) 300-1200(CFM)	

BD543 R.C. HAMMER

4.5" R.C. Hammers	Item Description	Weight Kg	Part Number	
	A Crossover sub Assy PIN Metzke 4"(54mm) to Remet 4"(blank, Matrix, Drill Star...) PIN to BOX CROSSOVER SUB ASSEMBLY OD116MM ADAPT-PM4BR4-116/54			
	1 Top Sub-Remet 4" Adaptor Tube	7.79	ADPAT-SUB-PM4BR4-116/54	
	2 Remet 4"	1.06	ADAPT-ATUBE-PM4BR4	
	3 O Ring (Adaptor Tube Remet 4") x4	0.02	SK-BR4	
	4 Circlip A	0.02	BD543/542-CIRCLIP-4	
	Parts List			
	5 Sample Tube-Metzke 4"	3.5	BD543/542-STUBE-M4/54	
	6 O Ring (Sample Tube) x 5	0.02	BD543/542-SK-STUBE	
	7 Circlip B	0.02	BD543/542-CIRCLIP-4	
	8 Air Screen	0.04	BD543/542-AIRSCREEN	
	9 Distributor	0.56	BD543/542-DIST	
	10 O Ring (Distributor)	0.02	BD543/542-SK-DIST	
	11 Check Valve/Plunger	0.5	BD543/542-CVALVE	
	12 Y Ring (Check Valve)	0.02	BD543/542-SK-CVALVE	
	13 Spring	0.08	BD543/542-SPRING	
	14 Mount Sample Tube	0.86	BD543/542-STUBE-M	
	15 O Ring (Mount Sample Tube)	0.02	BD543/542-SK-STUBEM	
	16 Inner Cylinder/Top Barrel-Metzke 4" (to build 543 Hammer with thread of metzke 4")	7.26	BD543-ICYL-M4/54	
	17 O Ring (Inner Cylinder)	0.02	BD543/542-SK-ICYL	
	18 Piston	11.64	BD543/542-PISTON	
	19 External Cylinder/Barrel/Piston Case	19.17	BD543-ECYL	
	20 Bearing Bush	0.05	BD543/542-PRING	
	21 Bush Retaining Ring	2.35	BD543/542-BUSH	
	22 O Ring (Bearing Bush) x 2	0.02	BD543/542-SK-BUSH	
	23 Bit Ring	0.26	BD543/542-SRING	
	24 O Ring (Bit Ring)	0.02	BD543/542-SK-SRING	
	25 Shroud	2.21	BD543/542-SHROUD-127/125	
	26 Drive Sub	2.94	BD543/542-DSUB	
27 Drill Bit	10.96	BD543/542-127DC		
28 Seal Kit (Item2+6+10+12+15+17+22+24)	0.3	BD543/542-SK		

Technical Data

Length(Less bit)	Weight(Less bit)	External Diameter	Bit Shank	Hole Range	Connection Thread
1191mm	62.0kg	Φ116mm	BD543	Φ113- Φ133	3" – 4" Remet 4" Metzke
Box Size	Impact rate At 2.4Mpa	Recommended rotation speed		Air Consumption	
1230x140x170mm	35Hz	25-40r/min		200-500(PSI) 300-1200(CFM)	

BD545 R.C. HAMMER

5" R.C. Hammers	Item Description	Weight Kg	Part Number
-----------------	------------------	-----------	-------------

A Crossover sub Assy PIN Metzke 4.5"(57mm) to Remet 4.5"(blank, Matrix, Drill Star...) PIN to BOX CROSSOVER SUB ASSEMBLY OD117MM ADAPT-PM4BR4-117/57

1	Top Sub-Remet 4.5"	7.79	SUB-RC-PM45BR45-117
2	Adaptor Tube Remet 4.5"	1.06	ADAPT-ATUBE-PM45BR45
3	O Ring (Adaptor Tube Remet 4.5") x6	0.02	SK-BR45
4	Circlip A	0.02	BD545-CIRCLIP-A
Parts List			
5	Sample Tube	4.61	BD545-STUBE-M4.5
6	O Ring (Sample Tube) x 4	0.02	BD545-SK-STUBE
7	Circlip B	0.02	BD545-CIRCLIP-4
8	Air Screen	0.04	BD545-AIRSCREEN
9	Distributor	0.48	BD545-DIST
10	O Ring (Distributor) x2	0.02	BD545-SK-DIST
11	Check Valve/Plunger	0.53	BD545-CVALVE
12	Y Ring (Check Valve)	0.02	BD545-SK-CVALVE
13	Spring	0.12	BD545-SPRING
14	O Ring (Inner Cylinder)	0.02	BD545-SK-ICYL
15	Inner Cylinder/Top Barrel	10.2	BD545-ICYL-M4.5
16	Piston	15.1	BD545-PISTON
17	External Cylinder/Barrel/Piston Case	17.2	BD545-ECYL
18	Bearing Bush	2.95	BD545-BUSH
19	O Ring (Bearing Bush) x 4	0.05	BD545-SK-BUSH
20	Bush Retaining Ring	0.02	BD545-PRING
21	Bit Ring	0.26	BD545-SRING
22	O Ring (Bit Ring)	0.02	BD545-SK-SRING
23	Shroud	1.6	BD545-SHROUD127/125
24	Drive Sub	3.41	BD545-DSUB
25	Drill Bit	12.6	BD545-133DC
26	Seal Kit (Item 2+4(3)+7+11+13+15+20+23)	0.3	BD545-SK

Technical Data

Length(Less bit)	Weight(Less bit)	External Diameter	Bit Shank	Hole Range	Connection Thread
1261mm	65.0kg	Φ117.5mm	BD545	Φ123- Φ140	4" – 4.5" Remet 4" – 4.5" Metzke
Box Size	Impact rate At 2.4Mpa	Recommended rotation speed		Air Consumption	
1260x150x180mm	35Hz	25-40r/min		200-500(PSI) 300-1200(CFM)	

BD547 R.C. HAMMER

5" R.C. Hammers	Item Description	Weight Kg	Part Number
-----------------	------------------	-----------	-------------



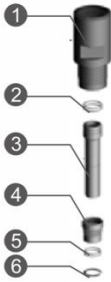
A Top sub Assy Remet 3.5"			
1	Circlip A	0.04	BD547-CIRCLIP-R4.5
2	O Ring (Adaptor Tube Remet 4.5") x 4	0.02	BD547-SK-ASCREEN4.5
3	Adaptor Tube Remet 4.5"	2.95	BD547-ASCREEN-R4.5
4	O Ring (Adaptor Tube) x 2	0.02	BD547-SK-ASCREENMR
5	Top Sub-Remet 3.5"	6.98	BD547-TSUB-R4.5
B Top sub Assy Metzke 4.5"			
1	Circlip A	0.04	BD547-CIRCLIP-M4.5
2	Adaptor Tube Metzke 4.5	2.95	BD547-ASCREEN-M4.5
3	O Ring Adaptor Tube x 2	0.02	BD547-SK-ASCREENMR
4	Top Sub-Metzke 4.5"	6.98	BD547-TSUB-M4.5
Parts List			
6	Sample Tube	4.61	BD547-STUBE
7	O Ring (Sample Tube) x 4	0.02	BD547-SK-STUBE
8	Circlip B	0.02	BD547-CIRCLIP-4
9	Air Screen	0.04	BD547-AIRSCREEN
10	Distributor	0.48	BD547-DIST
11	O Ring (Distributor) x 2	0.02	BD547-SK-DIST
12	Check Valve/Plunger	0.53	BD547-CVALVE
13	Y Ring (Check Valve)	0.02	BD547-SK-CVALVE
14	Spring	0.12	BD547-SPRING
15	O Ring (Inner Cylinder)	0.02	BD547-SK-ICYL
16	Inner Cylinder/Top Barrel	10.2	BD547-ICYL
17	Piston	15.1	BD547-PISTON
18	External Cylinder/Barrel/Piston Case	17.2	BD547-ECYL
19	Bearing Bush	0.05	BD547-PRING
20	O Ring (Bearing Bush) x 2	2.95	BD547-BUSH
21	Bush Retaining Ring	0.02	BD547-SK-BUSH
22	Bit Ring	0.26	BD547-SRING
23	O Ring (Bit Ring)	0.02	BD547-SK-SRING
24	Shroud	1.6	BD547-SHROUD-127/125
25	Drive Sub	3.41	BD547-DSUB
26	Drill Bit	12.6	BD547-133DC
27	Seal Kit (Item 2+4(3)+7+11+13+15+21+233)	0.3	BD547-SK

Technical Data

Length(Less bit)	Weight(Less bit)	External Diameter	Bit Shank	Hole Range	Connection Thread
1292mm	80.0kg	Φ124.4mm	BD547	Φ133- Φ146	4" – 4.5" Remet 4"-4.5" Metzke
Box Size	Impact rate At 2.4Mpa	Recommended rotation speed		Air Consumption	
1300x160x190mm	35Hz	25-40r/min		200-500(PSI) 300-1200(CFM)	

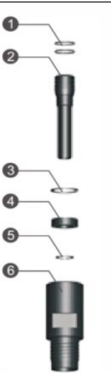
BD040 R.C. HAMMER

5" R.C. Hammers	Item Description	Weight Kg	Part Number
-----------------	------------------	-----------	-------------

 <p>Top Sub Assembly-A</p>	A Top sub Assy Remet 4"			
	①	Top Sub-Remet 4"	7.79	BD040-TSUB-R4
	②	O Ring (Adaptor Tube Remet 4") x2	0.02	BD040-SK-ASCREEN-R4
	③	Adaptor Tube Remet 4"	1.51	BD040-ASCREEN-R4
	④	Air Screen	0.5	BD040-AIRSCREEN
	⑤	O Ring (Air Screen) x 2	0.02	BD040-SK-AIRSCREEN
	⑥	Circlip	0.02	BD040-CIRCLIP

 <p>Top Sub Assembly-B</p>	B Top sub Assy Metzke 4"			
	①	Top Sub-Metzke 4"	7.79	BD040-TSUB-M4
	②	Adaptor Tube Metzke 4"	1.51	BD040-ASCREEN-M4
	③	Air Screen	0.5	BD040-AIRSCREEN
	④	O Ring (Air Screen) x 2	0.02	BD040-SK-AIRSCREEN
	⑤	Circlip	0.02	BD040-CIRCLIP

 <p>Top Sub Assembly-C</p>	C Top sub Assy Metzke 4.5"			
	①	Top Sub-Metzke 4.5"	7.79	BD040-TSUB-M4.5
	②	Adaptor Tube Metzke 4.5"	1.51	BD040-ASCREEN-M4.5
	③	Air Screen	0.5	BD040-AIRSCREEN
	④	O Ring (Air Screen) x 2	0.02	BD040-SK-AIRSCREEN
	⑤	Circlip	0.02	BD040-CIRCLIP

 <p>Top Sub Assembly-D</p>	D Top sub Assy Remet 4.5"			
	①	O Ring (Adaptor Tube Remet 4.5") x2	0.02	BD040/52-SK-ASCREEN-R4.5
	②	Adaptor Tube Remet 4.5"	1.51	BD040/52-ASCREEN-R4.5
	③	Circlip A	0.02	BD040/52-CIRCLIP-1
	④	Air Screen	0.5	BD040/52-AIRSCREEN-R4.5
	⑤	Circlip B	0.02	BD040/52-CIRCLIP-2
	⑥	Top Sub-Remet 4.5"	7.79	BD040-TSUB-R4.5

BD040 R.C. HAMMER


5" R.C. Hammers	Item Description	Weight Kg	Part Number
	7 Check Valve/Plunger	0.63	BD040/52-CVALVE
	8 Y Ring (Check Valve)	0.01	BD040/52-SK-CVALVE
	9 Spring	0.12	BD040/52-SPRING
	10 Spring Seat	0.12	BD040/52-SSEAT
	11 Make Up Ring, Steel	0.09	BD040/52-MUR-STEEL
	12 Make Up Ring, Viton	0.06	BD040/52-MUR-VITON
	13 Distributor	1.75	BD040/52-DIST
	14 O Ring (Distributor) x 1	0.02	BD040/52-SK-DIST
	15 O Ring (Sample Tube) x 2	0.02	BD040-SK-STUBE1
	16 O Ring (Sample Tube) x 1	0.02	BD040-SK-STUBE2
	17 Sample Tube Lower	4.32	BD040-STUBE
	18 Mount Sample Tube	1	BD040-STUBE-MOUNT
	19 O Ring (Mount Sample Tube) x 1	0.02	BD040-SK-STUBE-M
	20 Inner Cylinder	7.69	BD040-ICYL
	21 Piston	13.63	BD040-PISTON
	22 External Cylinder/Barrel/Piston Case	24.14	BD040-ECYL
	23 Piston Retaining Ring	0.1	BD040-PRING
	24 Bearing Bush	1.89	BD040-BUSH
	25 O Ring (Bearing Bush) x 1	0.02	BD040-SK-BUSH1
	26 O Ring (Bearing Bush) x 1	0.02	BD040-SK-BUSH2
	27 Bit Stop Ring	0.31	BD040-SRING
	28 O Ring (Bit Stop Ring) x 1	0.02	BD040-SK-SRING
	29 Shroud	2.2	BD040-SHROUD-136/134
	30 Drive Sub	3.67	BD040-DSUB
	31 Drill Bit	15.09	BD040-136DC=TV
	32 Seal Kit (Item2(1)+5(4)+8+14+15+16+19+25+26+28)	0.2	BD040-SK

Technical Data

Length(Less bit)	Weight(Less bit)	External Diameter	Bit Shank	Hole Range	Connection Thread
1362mm	80.5kg	Φ120.5mm	BD040	Φ124- Φ142	3.5" – 4.5" Remet 3.5" - 4.5" Metzke
Working Pressure	Impact rate At 2.4Mpa	Recommended rotation speed		Air Consumption	
1.5-3.5Mpa	35Hz	25-40r/min		200-500(PSI)	
				300-1200(CFM)	

RC121-BD040 R.C. HAMMER

4.5" R.C. Hammers	Item No.	Crossover Sub Remet 4 1/2"(Thread available in Drill Star, Matrix and Blank
-------------------	----------	---



1	DAPT-PM45BR45-121	Pin to Box Crossover Sub Assembly Od121mm	
2	ADAPT-SUB-PM45BR45-121	Pin to Box Crossover Sub Od121mm	
3	SK-BR45	O Ring (Box Remet 4.5")	
4	ATUBE-PM45BR45	Adaptor Tube Pin to Box	
5	SKOPM45	O Ring (Pin Metzke 4.5)	
Item Description		Weight Kg	Part Number
6	Inner Cylinder	8.95	RC121-ICYL-M4.5
7	O Ring x 1	0.02	RC121-SK-ICYL
8	Sample Tube	5.2	RC121-STUBE-H
9	O Ring x 5	0.02	BD67/RC121-SK-STUBE
10	Circlip B	0.02	BD67/RC121-CIRCLIP-1
11	Air Screen	0.02	BD67/RC121-AIRSCREEN-1
12	Distribution Nozzle	0.48	BD67/RC121-DIST-1
13	"O" Ring x2	0.02	BD67/RC121-SK-DIST
14	Plunger/Check Valve	0.53	BD67/RC121-CVALVE-MHK
15	"Y" Ring x 1	0.02	BD67/545/547/RC121-SK-YRING
16	Spring	0.12	BD67/545/547/RC121-SPRING
17	Piston	14.1	BD52/RC121-PISTON
18	External Cylinder/Barrel/Wear Sleeve/Piston Case	19.4	RC121-ECYL-DK
19	Bush Retaining Ring	0.02	RC121-SRING-BUSH
20	Bearing Bush/Bush Drive Sub	1.85	RC121-BUSH
21	"O" Ring x 2	0.02	BD040/RC121-SK-BUSH
22	Bit Retaining Ring	0.31	BD040/RC121-SRING-HD
23	"O" Ring x 1	0.02	RC121/BD040-SK-SRING
24	Piston Retaining Ring	0.15	RC121-RRING
25	Shroud	2.2	BD040-136/133.5-DB
26	Drive Sub/Chuck	3.67	RC121/BD040-DSUB
27	Drill Bit	15.09	BD040-136DC-TV

Technical Data

Length(Less bit)	Weight(Less bit)	External Diameter	Bit Shank	Hole Range	Connection Thread
1039mm	71.0kg	Φ121mm	RE040	Φ126- Φ146	Metzke 4.5" Remet 4.5"
Box Size	Impact rate At 2.4Mpa	Recommended rotation speed		Air Consumption	
1340x350x350mm	35Hz	25-40r/min		200-500(PSI) 300-1200(CFM)	

BD52 R.C. HAMMER

5.5" R.C. Hammers	Item Description	Weight Kg	Part Number
-------------------	------------------	-----------	-------------



A Top sub Assy Metzke 4.5"

2	Adaptor Tube Metzke 4.5"	2.19	BD52-ASCREEN-M4.5
3	Circlip B	0.03	BD52-CIRCLIP
4	Air Screen	0.42	BD52-AIRSCREEN-M4.5
5	Circlip A	0.03	BD52-CIRCLIP
6	Top Sub-Metzke 4.5"	8.92	BD-TSUB-M4.5

B Top sub Assy Remet 4.5"

1	O Ring Adaptor Tube Remet 4.5" x 2	0.02	BD040/52-SK-ASCREEN-R4.5
2	Adaptor Tube Remet 4.5"	2.19	BD040/52-ASCREEN-R4.5
3	Circlip B	0.03	BD040/52-CIRCLIP
4	Air Screen	0.42	BD040/52-AIRSCREEN-R4.5
5	Circlip A	0.03	BD040/52-CIRCLIP
6	Top Sub-Remet 4.5"	8.92	BD52-TSUB-R4.5

Parts List

7	Check Valve/Plunger	0.63	BD040/52-CVALVE
8	Y Ring (Check Valve)	0.03	BD040/52-SK-CVALVE
9	Spring	0.12	BD040/52-SPRING
10	Spring Seat	0.12	BD040/52-SSEAT
11	Make Up Ring, Steel	0.1	BD040/52-MUR-STEEL
12	Make Up Ring, Viton	0.05	BD040/52-MUR-VITON
13	Distributor	1.31	BD040/52-DIST
14	O Ring (Distributor)	0.02	BD040/52-SK-DIST
15	O Ring (Sample Tube) x 2	0.02	BD52-SK-STUBE1
16	O Ring (Sample Tube) x 1	0.02	BD52-SK-STUBE2
17	Sample Tube Lower	4.52	BD52-STUBE
18	Mount Sample Tube	0.8	BD52-STUBE-MOUNT
19	O Ring (Mount Sample Tube)	0.02	BD52-SK-STUBE-M
20	Inner Cylinder	7.39	BD52-ICYL
21	Piston	14.63	BD52-PISTON
22	External Cylinder/Barrel/Piston Case	18.86	BD52-ECYL
23	Piston Retaining Ring	0.13	BD52-PRING
24	Bearing Bush	1.89	BD52-BUSH
25	O Ring (Bearing Bush) x 1	0.02	BD52-SK-BUSH1
26	O Ring (Bearing Bush) x 1	0.02	BD52-SK-BUSH2
27	Bit Stop Ring	0.31	BD52-SRING
28	O Ring (Bit Stop Ring)	0.02	BD52-SK-SRING
29	Shroud (Retaining Option)	1.86	BD52 SHROUD-136/134 or BD52R-SHROUD-136/134
30	Drive Sub (Retaining Option)	4.17	BD52-DSUB or BD52R-DSUB
31	Drill Bit (Retaining Option)	11.01	BD52-136DC or BD52R-136DC
32	Seal Kit (Item 1+8+14+15+16+19+25+26+28)	0.30	BD52-SK

Technical Data

Length(Less bit)	Weight(Less bit)	External Diameter	Bit Shank	Hole Range	Connection Thread
1227mm	68.5kg	Φ121mm	BD52	Φ126- Φ142	4" – 4.5" Remet 4"-4.5" Metzke
Working Pressure	Impact rate At 2.4Mpa	Recommended rotation speed		Air Consumption	
1.5-3.5Mpa	35Hz	25-40r/min		200-500(PSI) 300-1200(CFM)	

BD54 R.C. HAMMER

5.5" R.C. Hammers	Item Description	Weight Kg	Part Number
-------------------	------------------	-----------	-------------




A Top sub Assy Remet 4.5"			
1	Top Sub-Remet 4.5"	11.61	BD54-TSUB-R4.5
2	O Ring (Adaptor Tube Remet 4.5") x 2	0.02	BD54-SK-ASCSCREEN-R4.5
3	Adaptor Tube Remet 4.5"	2.35	BD54-ASCSCREEN-R4.5
4	Air Screen	0.50	BD54-AIRSCREEN
5	O Ring (Air Screen) x 2	0.02	BD54-SK-AIRSCREEN
6	Circlip	0.04	BD54-CIRCLIP
B Top sub Assy Metzke 4.5"			
1	Top Sub-Metzke 4.5"	11.61	BD54-TSUB-M4.5
2	Adaptor Tube Metzke 4.5"	2.35	BD54-ASCSCREEN-M4.5
3	Air Screen	0.5	BD54-AIRSCREEN
4	O Ring (Air Screen) x 2	0.02	BD54-SK-AIRSCREEN
5	Circlip	0.04	BD54-CIRCLIP
Parts List			
7	Check Valve/Plunger	0.58	BD54-CVALVE
8	Y Ring (Check Valve)	0.02	BD54-SK-CVALVE
9	Spring	0.12	BD54-SPRING
10	Spring Seat	0.12	BD54-SSEAT
11	Make Up Ring, Steel	0.14	BD54-MUR-STEEL
12	Make Up Ring, Viton	0.06	BD54-MUR-VITON
13	Distributor	1.54	BD54-DIST
14	O Ring (Distributor)	0.02	BD54-SK-DIST
15	O Ring (Sample Tube) x 2	0.02	BD54-SK-STUBE1
16	O Ring (Sample Tube) x 1	0.02	BD54-SK-STUBE2
17	Sample Tube Lower	6.47	BD54-STUBE
18	Mount Sample Tube	1.00	BD54-STUBE-MOUNT
19	O Ring (Mount Sample Tube)	0.02	BD54-SK-STUBE-M
20	Inner Cylinder	8.54	BD54-ICYL
21	Piston	16.8	BD54-PISTON
22	External Cylinder/Barrel/Piston Case	23.44	BD54-ECYL
23	Piston Retaining Ring	0.2	BD54-PRING
24	Bearing Bush	1.89	BD54-BUSH
25	O Ring (Bearing Bush) x 1	0.02	BD54-SK-BUSH1
26	O Ring (Bearing Bush) x 1	0.02	BD54-SK-BUSH2
27	Bit Stop Ring	0.43	BD54-SRING
28	O Ring (Bit Stop Ring)	0.02	BD54-SK-SRING
29	Shroud (Retaining Option)	2.35	BD54 SHROUD-143/141 or BD54R-SHROUD-136/134
30	Drive Sub (Retaining Option)	4.9	BD54-DSUB or BD54R-DSUB
31	Drill Bit (Retaining Option)	18.33	BD54-143DC or BD54R-143DC
32	Seal Kit (Item 2+4+8+14+15+16+19+25+26+28)	0.3	BD52-SK

Technical Data


Length(Less bit)	Weight(Less bit)	External Diameter	Bit Shank	Hole Range	Connection Thread
1294mm	84.5kg	Φ130mm	BD54	Φ136- Φ150	4.5" Remet 4.5" Metzke
Working Pressure	Impact rate At 2.4Mpa	Recommended rotation speed	Air Consumption		
1.5-3.5Mpa	35Hz	25-40r/min	200-500(PSI)		
			300-1200(CFM)		

REVERSE CIRCULATION DRILL BIT AND SHROUD


BD 531 Reverse circulation drill bit and shroud

	Diameter		No x Button diameter mm		Button Angle°	Flushing Holes	Shroud Diameter	Weight (Kg)	Part No.
	mm	Inch	Gauge Buttons	Front Buttons					
		86	2 1/4	6x12					
	89	2 1/2	8x12	5x12	35	2	87	4.3	BD351-89
	95	2 3/4	8x12	6x12	35	2	93	4.6	BD351-95
	102	3	8x12	6x12	35	2	100	4.9	BD531-102


RC3.5Y Reverse circulation drill bit and shroud

	Diameter		No x Button diameter mm		Button Angle°	Flushing Holes	Shroud Diameter	Weight (Kg)	Part No.
	mm	Inch	Gauge Buttons	Front Buttons					
		100	3 15/16	6x16					
	104	4 1/10	6x16	6x14+6x13	35	2	102	6.6	RC3.5Y-104
	108	4 1/4	8x16	6x14+6x13	35	2	106	6.9	RC3.5Y-108
	114	4 1/2	8x16	6x14+6x13	35	2	112	7.5	RC3.5Y-114


BD 004 Reverse circulation drill bit and shroud

	Diameter		No x Button diameter mm		Button Angle°	Flushing Holes	Shroud Diameter	Weight (Kg)	Part No.
	mm	Inch	Gauge Buttons	Front Buttons					
		114	4 1/2	8x14					
	118	4 5/8	8x14	6x14	35	2	116	11.7	BD004-118
	121	4 3/4	8x14	6x14	35	2	119	12.0	BD004-121
	127	5	8x14	8x14	35	2	125	12.4	BD004-127


BD 542 Reverse circulation drill bit and shroud

	Diameter		No x Button diameter mm		Button Angle°	Flushing Holes	Shroud Diameter	Weight (Kg)	Part No.
	mm	Inch	Gauge Buttons	Front Buttons					
	121	4 3/4	8x14	6x14					
124	4 7/8	8x14	8x13	35	2	122	10.8	BD542-124	
127	5	8x14	8x14	35	2	125	11.0	BD542-127	
130	5 1/8	8x14	10x14	35	2	128	11.3	BD542-130	


BD 543 Reverse circulation drill bit and shroud

	Diameter		No x Button diameter mm		Button Angle°	Flushing Holes	Shroud Diameter	Weight (Kg)	Part No.
	mm	Inch	Gauge Buttons	Front Buttons					
	124	4 7/8	8x14	8x13					
127	5	8x14	8x14	35	2	125	11.0	BD543-127	
130	5 1/8	8x14	10x14	35	2	128	11.3	BD543-130	
133	5 1/4	8x16	10x14	35	2	131	11.8	BD543-133	


BD 545 Reverse circulation drill bit and shroud

	Diameter		No x Button diameter mm		Button Angle°	Flushing Holes	Shroud Diameter	Weight (Kg)	Part No.
	mm	Inch	Gauge Buttons	Front Buttons					
	124	4 7/8	8x14	8x13					
127	5	8x14	8x14	35	2	125	13.5	BD545-127	
133	5 1/4	8x16	10x14	35	2	131	13.8	BD545-133	
136	5 3/8	8x16	6x16+3x14	35	2	134	14.2	BD545-136	


BD 040 Reverse circulation drill bit and shroud

	Diameter		No x Button diameter mm		Button Angle°	Flushing Holes	Shroud Diameter	Weight (Kg)	Part No.
	mm	Inch	Gauge Buttons	Front Buttons					
	124	4 7/8	8x14	8x13					
127	5	8x14	8x14	35	2	125	14.7	BD040-127	
133	5 1/4	8x16	10x14	35	2	131	15.2	BD040-133	
138	5 7/16	8x16	6x16+3x14	35	2	136	15.8	BD040-138	

BD 52 Reverse circulation drill bit and shroud

	Diameter		No x Button diameter mm		Button Angle°	Flushing Holes	Shroud Diameter	Weight (Kg)	Part No.
	mm	Inch	Gauge Buttons	Front Buttons					
	133	5 1/4	8x16	10x14					
136	5 3/8	8x16	6x16+3x14	35	2	134	11.5	BD52-136	
140	5 1/2	8x16	6x16+3x14	35	2	138	11.9	BD52-140	
143	5 5/8	8x16	6x16+3x14	35	2	141	12.3	BD52-143	

BD 54 Reverse circulation drill bit and shroud

	Diameter		No x Button diameter mm		Button Angle°	Flushing Holes	Shroud Diameter	Weight (Kg)	Part No.
	mm	Inch	Gauge Buttons	Front Buttons					
	136	5 3/8	8x16	6x16+3x14					
140	5 1/2	8x16	6x16+3x14	35	2	138	18.5	BD54-140	
143	5 5/8	8x16	6x16+3x14	35	2	141	18.8	BD54-143	
146	5 3/4	8x16	6x16+3x14	35	2	144	19.2	BD54-146	

Reverse circulation drill string

Black Diamond offers a complete range of reverse circulation rock drilling tools. The drill string equipment is designed specifically for greenfield exploration and in-pit grade control.



Air Swivel

The side inlet swivel distributes the air in between the outer and inner tube.

Saver sub

The saver sub protects the threads on the rotator head. The saver sub thread comes into contact with all the other threads in the drill string and should be replaced frequently to reduce the risk of a damaged thread spreading through your drill string.

Drill pipes

The dual-wall pipe supplies air to the hammer through the annulus between the inner and outer pipe, and transports cuttings inside the inner tube for sampling.

Digout sub

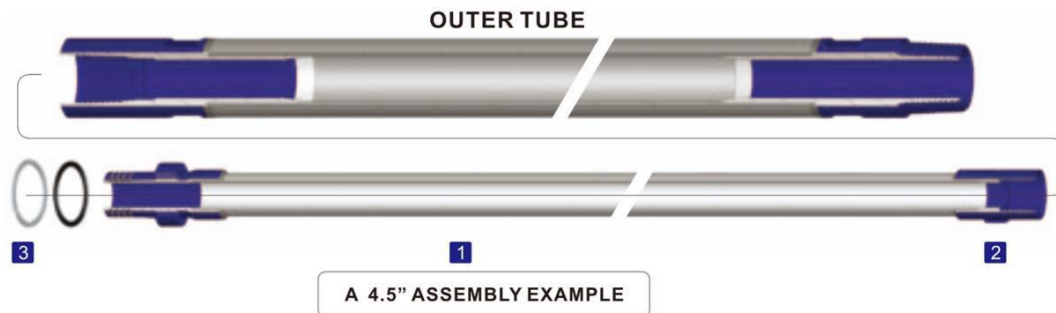
A digout sub is a short crossover sub between the hammer and pipes. With 4 bars, it stabilises the hammer and prevents damage to the hammer when digging out holes.

Hammers

RC50 high-frequency reverse circulation hammers offer world class performance and reliability in all rock formations, with 15-20 percent higher penetration than conventional tools.

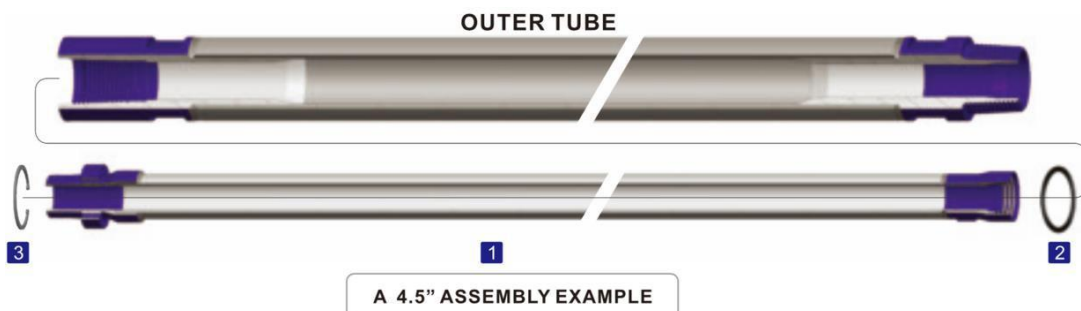
Remet

	A	1	2	3
1	Rod RC 4-1/2" x 6m Long Remet	Inner Tube RC 4-1/2" x 6m Remet	O-Ring, 4-1/2" Remet/Metzke	Circlip, 4-1/2" Remet
2	Rod RC 4-1/2" x 3m Long Remet	Inner Tube RC 4-1/2" x 3m Remet	O-Ring, 4-1/2" Remet/Metzke	Circlip, 4-1/2" Remet
3	Rod RC 4" x 6m Long Remet	Inner Tube RC 4" x 6m Remet	O-Ring, 4" Remet	Circlip, 4" Remet/Metzke
4	Rod RC 4" x 6m Long Remet	Inner Tube RC 4" x 3m Remet	O-Ring, 4" Remet	Circlip, 4" Remet/Metzke
5	Rod RC 3-1/2" x 6m Long Remet	Inner Tube RC 3-1/2" x 6m Remet	O-Ring, 3-1/2" Remet/Metzke	Circlip, 3-1/2" Remet/Metzke
6	Rod RC 3-1/2" x 3m Long Remet	Inner Tube RC 3-1/2" x 3m Remet	O-Ring, 3-1/2" Remet/Metzke	Circlip, 3-1/2" Remet/Metzke



Metzke

	A	1	2	3
1	Rod RC 4-1/2" x 6m Long Metzke	Inner Tube RC 4-1/2" x 6m Metzke	O-Ring, 4-1/2" Metzke/Remet	Circlip, 4-1/2" Metzke/Remet
2	Rod RC 4-1/2" x 3m Long Metzke	Inner Tube RC 4-1/2" x 3m Metzke	O-Ring, 4-1/2" Metzke/Remet	Circlip, 4-1/2" Metzke/Remet
3	Rod RC 4" x 6m Long Metzke	Inner Tube RC 4" x 6m Metzke	O-Ring, 4" Metzke	Circlip, 4" Metzke
4	Rod RC 4" x 6m Long Metzke	Inner Tube RC 4" x 3m Metzke	O-Ring, 4" Metzke	Circlip, 4" Metzke
5	Rod RC 3-1/2" x 6m Long Metzke	Inner Tube RC 3-1/2" x 6m Metzke	O-Ring, 3-1/2" Metzke/Remet	Circlip, 3-1/2" Metzke/Remet
6	Rod RC 3-1/2" x 3m Long Metzke	Inner Tube RC 3-1/2" x 3m Metzke	O-Ring, 3-1/2" Metzke/Remet	Circlip, 3-1/2" Metzke/Remet





Surface Drilling Top Hammer

- Top Hammer Drill Bits PAGE 54
- Top Hammer Drill Rods PAGE 56
- Top Hammer Coupling Sleeves PAGE 58
- Top Hammer Shank Adaptors PAGE 58

Why do you use top hammer drilling

Availability, Variety of drill bit designs, and low operating costs make top hammer drilling an advantageous method in many different industries but with the widespread application inevitably follows an equally wide range of demands and challenges.

Versatile and flexible, top hammer drilling is used by various industries all over the world, Arguably, the biggest advantage of top hammer drilling is the size, availability and cost of drilling rigs.

The rigs can be taken to challenging job locations, drilling contractors usually have machines available with short notice, and they tend to be cheaper than DTH or rotary drilling rigs.

On the drilling consumable side, the top hammer drill string is also cost-efficient, fast to set up and, thanks to the wide range of available bit designs, top hammer bits can always be optimised for the ground conditions.

The advantages and possibilities of top hammer drilling do, however, not just mean a broad range of possible applications, but also an equally broad range of clients and demands. Increased automation, longer bit durability, and improved efficiency are among the requirements that need to be met by developers.



Ideal for mining and underground operations

Ideal for drilling narrow and short boreholes (down to 1 inch wide and up to 40m in length) in hard rock, top hammer drills are primarily used in mining, construction, and for quarrying of rock material.

Top Hammer drilling should be the default choice for all holes with a width between 1 ½ - 4inch and a depth up to around 30m. Ground conditions do not impact so much on the choice of drilling methodology, but it obviously has a great impact on the tool selection. An exception to this is specialty applications like tunnel forepoling, where weak ground conditions mean that forepoling is necessary – which in turn automatically calls for top hammer methodology.

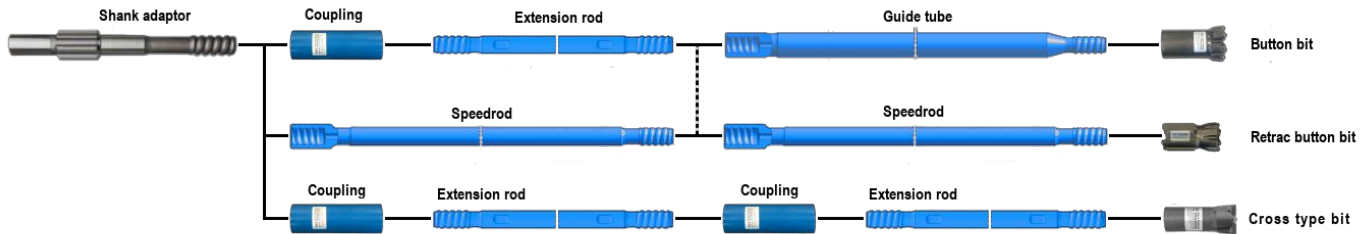
Specifically, the Top Hammer method is widely preferred and used in underground mining operations because of the possibility of using water to flush out cuttings. Unlike other technologies, which flush out with air, this improves the underground work environment by minimising the impact of drilling dust into the air.

On top of this, top hammer drilling allows for a larger number of smaller holes enabling more accurate and controlled blasting, something which is usually critical in underground operations.

Lastly, top hammer drilling is also required for bolting operations to secure tunnels, and although the drilling machines used for bolting and production drilling can be slightly different, they share the same drilling methodology and require the same skillset from operators.







TOP HAMMER DRILL STRING







T51 SURFACE DRILLING BITS

BITS	DIMENSIONS		Buttons, mm		Angle	Flushing Hole, mm		Part Number	Compatibility
	Imperial	Metric	Front No Size	Gauge No Size		Front No Size	Gauge No Size		
	3 1/2"	89mm	6x10	8x11	35°	4x12	-	TH-R89FF8-T51-TK	90513764
	3 1/2"	89mm	6x12	8x14	40°	4x12	-	TH-R89DC8-T51-TK	90513813
	4"	102mm	6x14	8x14	35°	4x13	-	TH-N102FF8-T51-TV	90510807
	4"	102mm	6x14	8x16	40°	4x14	-	TH-N102DC8-t51-TV	90510343
	4"	102mm	6x11	8x14	35°	4x14	-	TH-N102DC8-T51-TV-B	90510824
	4"	102mm	6x11	8x14	35°	2x12	-	TH-R102DC8-T51-TV/M	90510825
	4"	102mm	6x11	8x14	35°	2x12	-	TH-R102CVB-T51-TV	-
	4 1/2"	115mm	6x14	8x16	35°	2x13	-	TH-N115FF8-T51-TV	7516-1915-S48 90510340
	4 1/2"	115mm	6x14	9x14	35°	2x13	-	TH-N115DC8-T51-TV	90510874
	4 1/2"	115mm	7x14	9x14	35°	3x13	-	TH-R115FF9-T51-TV-M	90510344
	4 1/2"	115mm	7x14	9x14	35°	3x13	-	TH-R115DC-T51-TV-M	-
	4 1/2"	115mm	7x14	9x14	35°	3x13	-	TH-R115DC8-T51-TV-B	-
	4 1/2"	115mm	7x14	9x14	35°	3x13	-	TH-R115DC8-T51-TV-SB	-
	5"	127mm	6x14	8x16	35°	4x14	-	TH-N127FF8-T51-TV	90510360
	5"	127mm	6x14	8x16	35°	4x14	-	TH-N127DC8-T51-TV	90513815
	5"	127mm	6x14	8x16	35°	4x14	-	TH-N127CVB-T51-TV	7516-4927-S48 90513757
	5"	127mm	7x14	8x16	35°	2x14	-	TH-R127FF8-T51-TV	-
	5"	127mm	7x14	8x16	35°	2x14	-	TH-R127DC-T51-TV-M	7516-4927-S48 90513757
	5 1/2"	140mm	6x15	8x15	35°	2x15	-	TH-N140DC-T51-TV	90515254
	5 1/2"	140mm	7x15	9x15	35°	3x15	-	TH-R140DC8-T51-TV	90515254

EL60 SURFACE DRILLING BITS

BITS	DIMENSIONS		Buttons, mm		Angle	Flushing Hole, mm		Part Number
	Imperial	Metric	Front No Size	Gauge No Size		Front No Size	Gauge No Size	
	4"	102mm	7x12	8x13	35°	2x12	-	TH-N102DC8-EL60-TV-SPH
	4"	102mm	6x12	8x13	35°	2x12	-	TH-R102DC8-EL60-TV-SPH
	4 1/2"	115mm	6X11	8X13	40°	4X12	-	TH-N115DC-EL60-TV
	4 1/2"	115mm	6x11	8x13	40°	4x12	-	TH-R115DC-EL60-TV
	5"	127mm	6X14	8X14	35°	2X13	-	TH-N127DC8-EL60-TV-SPH
	5"	127mm	6x14	8x14	35°	4x13	-	TH-R127DC8-EL60-TV-SPH
	5 1/2"	140mm	6X14	8X14	35°	4X14	-	TH-N140DC8-EL60-TV-SPH
	5 1/2"	140mm	7x14	9x14	35°	3x14	-	TH-R140DC8-EL60-TV-SPH

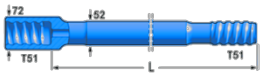
BT60 SURFACE DRILLING BITS

BITS	DIMENSIONS		Buttons, mm		Angle	Flushing Hole, mm		Part Number
	Imperial	Metric	Front No Size	Gauge No Size		Front No Size	Gauge No Size	
	4"	102mm	6x12	8X13	35°	4X12	-	TH-N102DC8-BT60-TV
	4"	102mm	6x12	8x13	35°	4x12	-	TH-R102DC8-BT60-TV
	4 1/2"	115mm	6X11	8X13	40°	2X12	-	TH-N115DC8-BT60-TV
	4 1/2"	115mm	7x11	9x13	40°	3x12	-	TH-R115DC8-BT60-TV-M

M/F SPEED RODS

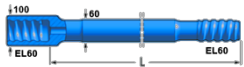
RODS	Dimensions				Part Number	Compatibility
	Length, L		Diameter			
	Imperial	Metric	Imperial	Metric		

T51



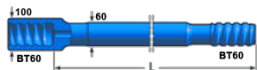
12'	3660mm	2"	52mm	ROD-TH-T51-3660-MF-O	7326-5537-70 90515311
14'	4300mm	2"	52mm	ROD-TH-T51-4300-MF	7326-5543-85 90515314
20'	6100mm	2"	52mm	ROD-TH-T51-6100-MF-O	7326-5561-85 90515557
24'	7300mm	2"	52mm	ROD-TH-T51-7300-MF	-

EL60



12'	3660mm	2 3/8"	60mm	ROD-TH-EL60-3660-MF	-
14'	4300mm	2 3/8"	60mm	ROD-TH-EL60-3660-MF	210250
20'	6100mm	2 3/8"	60mm	ROD-TH-EL60-3660-MF	210268
24'	7300mm	2 3/8"	60mm	ROD-TH-EL60-3660-MF	-

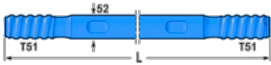
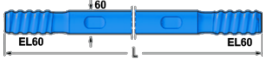
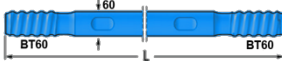
BT60




12'	3660mm	2 3/8"	60mm	ROD-TH-BT60-3660-MF	-
14'	4300mm	2 3/8"	60mm	ROD-TH-BT60-4300-MF	-
20'	6100mm	2 3/8"	60mm	ROD-TH-BT60-6100-MF	-
24'	7300mm	2 3/8"	60mm	ROD-TH-BT60-7300-MF	-




EXTENSION RODS

RODS	Dimensions				Part Number	Compatibility
	Length, L		Diameter			
	Imperial	Metric	Imperial	Metric		
T51 	11"	280mm	2"	52mm	ROD-TH-T51-280-MM	-
	3'	915mm	2"	52mm	ROD-TH-T51-915-MM	-
	12'	3660mm	2"	52mm	ROD-TH-T51-3660-MM	7326-5337C-30 90515299
	14"	4300mm	2"	52mm	ROD-TH-T51-4300-MM	7326-5343C-30 90515300
	20'	6100mm	2"	52mm	ROD-TH-T51-6100-MM	7326-5361C-30 90515301
	24'	7300mm	2"	52mm	ROD-TH-T51-7300-MM	-
EL60 	3'	915mm	2 3/8"	60mm	ROD-TH-EL60-915-MM	203011
	12'	3660mm	2 3/8"	60mm	ROD-TH-EL60-3660-MM	200529
	14"	4300mm	2 3/8"	60mm	ROD-TH-EL60-4300-MM	200530
	20'	6100mm	2 3/8"	60mm	ROD-TH-EL60-6100-MM	200543
	24'	7300mm	2 3/8"	60mm	ROD-TH-EL60-7300-MM	-
BT60 	3'	915mm	2 3/8"	60mm	ROD-TH-BT60-915-MM	-
	12'	3660mm	2 3/8"	60mm	ROD-TH- BT60-3660-MM	-
	14"	4300mm	2 3/8"	60mm	ROD-TH- BT60-4300-MM	-
	20'	6100mm	2 3/8"	60mm	ROD-TH- BT60-6100-MM	-
	24'	7300mm	2 3/8"	60mm	ROD-TH- BT60-7300-MM	-












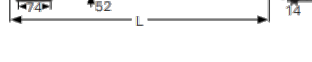

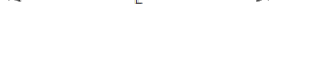

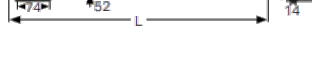

T51 GUIDE TUBES

GUIDE TUBE	Length		Diameter		Part Number	Compatibility
	Imperial	Metric	Imperial	Metric		
T51 	12'	3660mm	3"	76mm	TH-GTUBE-T51-3600-FF-76	-
	12'	3660mm	3"	76mm	TH-GTUBE-T51-3600-MF-76	7957-7637-70 94502641
EL60 	12'	3660mm	3 1/2"	87mm	TH-GTUBE-EL60-3660-MF-87	-
	14'	4300mm	3 1/2"	87mm	TH-GTUBE-EL60-4300-MF-87	270097
BT60 	12'	3660mm	3 1/2"	87mm	TH-GTUBE-BT60-3660-MF-87	-
	14'	4300mm	3 1/2"	87mm	TH-GTUBE-BT80-4300-MF-87	-

COUPLING SLEEVES

COUPLING SLEEVES	Thread	Dimensions				Part Number	Compatibility
		Length, L		Diameter, D			
		Imperial	Metric	Imperial	Metric		
	T51	7 7/8"	225mm	2 51/64"	71mm	TH-COUP-T51	7316-3671
	T51	9 1/4"	235mm	3 1/32"	77mm	TH-COUP-T51-77/SS235	90515743
	T51	9 1/4"	235mm	3 1/32"	77mm	TH-COUP-T51-77/SS235-SB	90515745
	T51	9 1/4"	235mm	3 1/4"	82mm	TH-COUP-T51-82/SS235-SB	-
	EL60	7 1/2"	190mm	2 13/32"	61mm	TH-COUP-EL60-300	-

SHANK ADAPTORS

SHANK ADAPTOR	Drifter Model	Thread	Length, L	Part Number	Compatibility
	COP 4050ME	EL60	700mm	TH-SHANK-COP4050/S-T51	7600-3712-01
	COP3060	T45	830mm	TH-SHANK-T51-COP3060/T45	-
	COP2160EX/ 2560EX	T51	770mm	TH-SHANK-2160/2560EX-T51	7306-3689-01
	HPR2	T51	915mm	TH-SHANK-T51-HPR2/GD5000	-
	HPR2-60	T51	1040mm	TH-SHANK-HPR2-60-T51	-
	HPR2-60	EL60	1040mm	TH-SHANK-HPR2-60-EL60	-
	HPR2-70	T51	1040mm	TH-SHANK-HPR2-70-T51	-
	HD612	T45	720mm	TH-SHANK-HD612-T45	7305-3663-01
	HD715	T51	885mm	TH-SHANK-HD715-T51	7306-7424-01
	HC120R	T45	670mm	TH-SHANK-HC120R-T45	90516212
	HC120R	T51	670mm	TH-SHANK-HC120R-T51	7306-7528-02
	HC160	T51	805mm	TH-SHANK-HC160R-T51	90516047
	HL700	T51	650mm	TH-SHANK-HL700/650	7305-6008-01
	HL1500	T51	760mm	TH-SHANK-T51-1500-D80/L760	7600-6022-03
	HL1500	BT60	760mm	TH-SHANK-BT60-1500-D65/L760	-
	HL1500	BT60	760mm	TH-SHANK-BT60-1500-D80/L760	-
	HL1500PE	T51	760mm	TH-SHANK-T51-1500PE-D65/L760	90003702



Rotary Drilling Tools

- IADC Code PAGE 61
- Drilling String PAGE 63
- Blast Hole Rotary Bits PAGE 66

RECOMMENDED SAFETY PROCEDURES

The mining industry continues to demand even higher levels of safety and productivity. In order to meet these requirements, we work continuously to develop even safer products and to produce comprehensive manuals enabling safer and effective use of our products.



IT'S ALL ABOUT EVERYONE'S HEALTH

Helping you to ensure a safer workplace and healthier workforce is of the utmost importance to us. The well-being of any person coming into contact with our equipment is paramount. Therefore, we strive to identify and assess potential risk factors that could threaten the health of you and your employees. All the products in our catalogue are designed to meet safety requirements.

DRESS RIGHT FROM HEAD TO TOE

You must wear appropriate personal protective equipment (PPE) at all times. This is what we strongly recommend, to help avoid injury:

- Safety helmet
- Hearing protection
- Safety glasses
- Protective high visibility clothing
- Respiratory protection
- Safety boots
- Any site-specific PPE as required

BE AWARE OF ALL SAFETY PROCEDURES

We ask that you start by obeying all instructions given. Never work under an unsupported roof or close to potential pinch point locations. Beware of the potential hazards of a loose roof and ribs and scale down roof ribs prior to bolting. It is important to bolt early in the mining process – as soon as safely and practically possible.

Safe work procedures should incorporate inspection before the machine operates and also through regular monitoring based upon mining conditions, safety and management systems. Workers should be provided with safety information, instruction and training on transportation, installation, operational care and disposal of drilling tools.

MAKE A RISK ANALYSIS BEFORE YOU START

Pay attention to safety when planning all of your work. Before you start, always take your time to go through all operations. Identify any potential risks and take appropriate measures to avoid them. If necessary, seek expert advice on how to help minimize risks. Finally, make sure that you have the right resources to perform all tasks in the safest manner possible.

Please check www.safeworkaustralia.gov.au or www.canada.ca/en/services/jobs/workplace/health-safety.html for more information.

IADC Codes – Rotary Rock Bits

International Association of Drilling Contractors



IADC Codes make it easier for drillers to describe what kind of rock bit they are looking for to the supplier. Black Diamond follows the IADC bit classification system in which the first three digits classify the bit according to the formation it is designed to drill and the bearing/seal design used.

Example 5-4-5-R:

First Digit

- a. 1, 2 and 3 designate STEEL TOOTH BITS with 1 for soft, 2 for medium and 3 for hard formations
- b. 4, 5, 6, 7 and 8 designate TUNGSTEN CARBIDE INSERT BITS for varying formation hardness with 4 being the softest and 8 being the hardest.

Second Digit

1, 2, 3 and 4 are further breakdown of formation with 1 being the softest and 4 the hardest.

Third Digit

This digit will classify the bit according to bearing/seal type (see information on different bearing types) and special gauge wear protection as follows:

- 1. Standard open bearing roller bit/2. Standard open bearing roller bit, air-cooled
- 3. Standard open bearing roller bit with gauge protection which is defined as carbide inserts in the heel of the cone
- 4. Sealed roller bearing bit/5. Sealed roller bearing bit with gauge protection
- 6. Journal sealed bearing bit/7. Journal sealed bearing bit with gauge protection

Fourth Digit

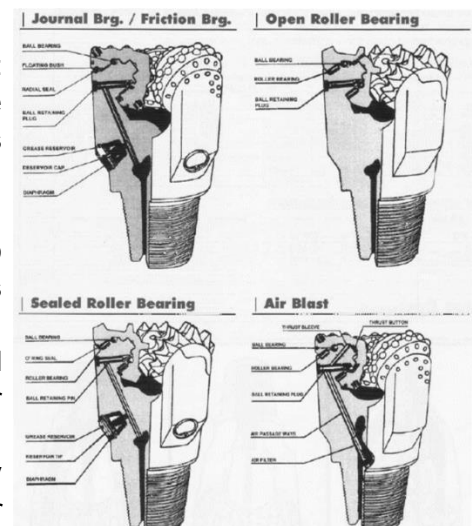
The following letter codes are used in the fourth digit position to indicate additional features:

A-Air Application / R-Reinforced Welds / C-Center Jet / S-Standard Steel Tooth / D-Deviation Control / X-Chisel insert / E-Extended Jet / Y-Conical Insert / G-Extra Gauge Protection / Z-Other Insert Shape / J-Jet Deflection

Bearing Types

There are primarily four (4) types of bearing used in tricone drilling bits:

- 1.) STANDARD OPEN BEARING ROLLER BIT: On these bits the cones will spin freely. This type of bit has a front row of ball bearings and a back row of roller bearings.
- 2.) STANDARD OPEN BEARING ROLLER BIT FOR AIR DRILLING: Cones are similar to #1, but have air injection directly to the cones to cool the bearings. Air flows into the cone through the passage ways inside the pin. (Not for mud applications)
- 3.) SEALED BEARING ROLLER BITS: These bits have an O-Ring seal with a grease reservoir for bearing cooling. The seal acts as a barrier against mud and cuttings to protect the bearings.
- 4.) JOURNAL BEARING ROLLER BITS: These bits are strictly oil/grease cooled worth nose bearings, O-Ring seal and a race for maximum performance.



Please check <https://www.iadc.org/drillbits/> for more information

Product Features

Fast Penetration

The cutting structures are designed to perform efficiently and increase the bit life of a variety of insert shapes.

Carbide

Multiple grade selection for different rows of inserts based on function.

INTERIOR ROW INSERTS

Interior row inserts are critical for high bit life and sustained penetration rates. We select the best inserts for your application specific products.



GAGE ROW INSERTS

We offer a range of gage row insert shapes suited to all drilling applications. Insert selection is optimised for all bits in our product range.



Optimised nozzle orientation

Nozzle size and orientation are optimised for efficient evacuation of cuttings.

BACKFLOW VALVES

Backflow valves act as a check valve limiting ingress of water and cuttings to the bit body. This increases the bearing life and reduces the incidence of bearing failure.

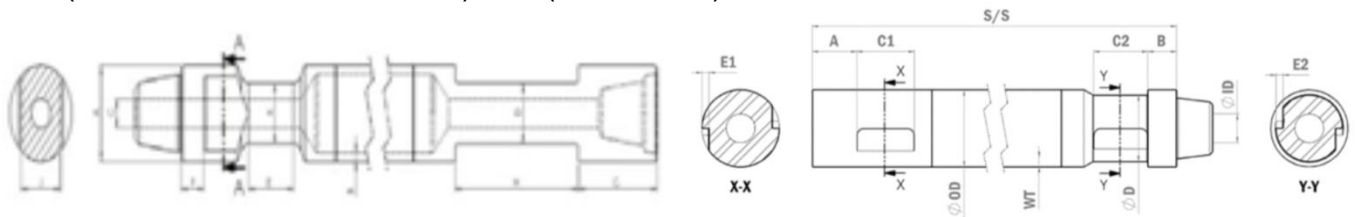


Rotary Drill String

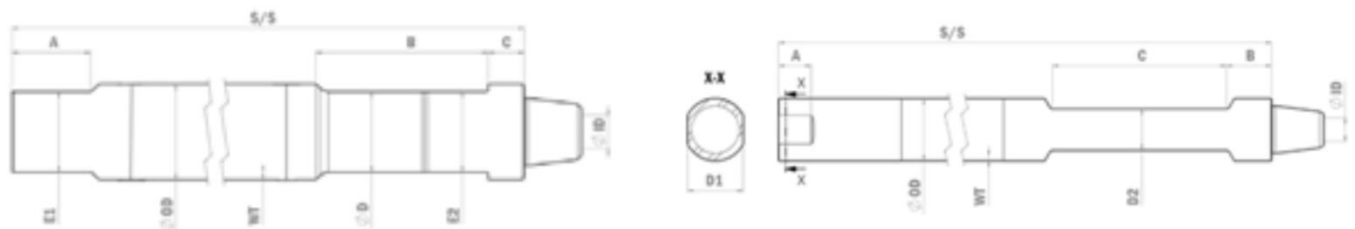


Rotary Drill String	
1	Shock Sub
2	Saver Sub/Top Sub
3	Drill pipe
4	Starter pipe
5	Bit Sub
6	Roller Stabilizer
7	Rotary Deck Bush

CAT(REEDRILL, SKS, SKF, MD) CAT(BUCYRUS)



ATLAS COPCO(PIT-VIPER) Sandvik Driltech(T25KW/D25/40/50/75/90)



Rotary Drilling Pipe

Pipe type	Connection type	Thread type	OD	Should to Should(SS) Length	Flats	Wall Thickness
SKS/SKF	BOX-PIN		7"		127	
PIT VIPER	PIN-PIN	API or Beco	7-5/8"	6ft/25ft/30ft/35ft/40ft...	140	1" or 3/4"
DRILLTECH	BOX-BOX		8"		165	



Bit Sub/Saver Sub/Spindle Sub

Pipe type	Connection type	Thread type	OD	Should to Should(SS) Length	Flats
SKS/SKF	BOX-PIN		7"		127
PIT VIPER	PIN-PIN	API or Beco	7-5/8"	17"/19"/37"/42"	140
DRILLTECH	BOX-BOX		8"		165



BLACK DIAMOND DRILLING SERVICES AUSTRALIA

World-class drilling equipment and tools

CLOUDBREAK PIT VIPER 271

7" (178mm) Drill String / Min OD 165mm / 146mm Spanner Flats

Spindle Sub	
Part #	SUB-PREG568BBECC0412-178/SSL800
Pin Thread	6 5/8" API
Box Thread	4 1/2" BECO
Shoulder	800mm
Weight	146kg

Saver Sub	
Part #	SUB-PBBECC0412-178/SS400
Pin Thread	4 1/2" API
Box Thread	4 1/2" BECO
Shoulder	400mm
Weight	67kg

Drill Pipe x 2	
Part #	ROD-ROT-178/25FT/25.4 BECC0412
Pin Thread	4 1/2" BECO
Box Thread	4 1/2" BECO
Shoulder	7620mm
Weight	785kg

Extension Sub	
Part #	SUB-PBEC0412BREG412-178/SS1800
Pin Thread	4 1/2" BECO
Box Thread	4 1/2" API
Shoulder	1800mm
Weight	315kg



Lifting Bail	
Part #	TOOL-LBAIL-BECC0412-AL
Box Thread	4 1/2 BECO
Part #	TOOL-LBAIL-REG658-AL
Box Thread	6 5/8 API
Part #	TOOL-LBAIL-REG412-AL
Box Thread	4 1/2" API

Bit Basket	
RIG-BBASKET-PV271-ROT203	
RIG-BBASKET-PV271-ROT229	

Deck Bushes	
3250D Triple Race	
DBUSH -TR-PV271-178/325	
3250D Light Weight	
DBUSH -TR-PV271-178/325	

Bit Sub (9 7/8" Rotary)	
Part #	SUB-P421B658REG-178/SS1800
Pin Thread	4 1/2" API
Box Thread	6 5/8" API
Shoulder	1200mm
Weight	230kg

Bit Sub (9" Rotary)	
Part #	SUB-PB412REG-178/SS1200
Pin Thread	4 1/2" API
Box Thread	4 1/2" API
Shoulder	1200mm
Weight	220kg

Blast Hole Rotary Bits

IADC Code	Bit Size	Bit Description	Compressive Strength		Ground Description	Bearing Type	Circulation Type	Cutting Structure	Shirttail Protection	WOB(lbs)	Thread Type	Weight
			MPA	PSI								
435	200mm(7 7/8")	TCI sealed roller bearing bit with gauge protection for soft formations with low compressive strength and high drillability	65-85	9000-12000	Long intervals of very soft compacted shales, dolomites, sandstones, clays, salts and limestones	Roller-Ball- Roller-Thrust	Jet Air	Inner and Nose Rows: Conical Gage Rows: Chisel Gage Bevel Protection: Round	Hardmetal and wear resistant carbide on shirttail lip and lug	9880-39500 9880-39500 9880-39500 24500-61250	4 1/2" API REG 4 1/2" API REG 4 1/2" API REG 6 5/8" API REG 6 5/8" API REG	34kg 38kg 50kg 65kg 74kg 98kg
	216mm(8 1/2")											
	229mm(9")											
	251mm(9 7/8")											
	270mm(10 5/8")											
535	200mm(7 7/8")	TCI sealed roller bearing bit with gauge protection for soft to medium soft formations with low compressive strength	85-158	12000-23000	Medium hard and abrasive rocks such as sandstones with streaks of quartz, hard limestone or chert, hematite ores, hard well compacted abrasive rock such as: sandstones with quartz binder, dolomites, quartzite shales, magma and metamorphic coarse-grained rocks	Roller-Ball- Roller-Thrust	Jet Air	Inner and Nose Rows: Conical Gage Rows: Chisel Gage Bevel Protection: Round	Hardmetal on lug;	15750-39380 15750-39380 15750-39380 24500-61250	4 1/2" API REG 4 1/2" API REG 4 1/2" API REG 6 5/8" API REG 6 5/8" API REG	34kg 38kg 50kg 65kg 74kg 98kg
	216mm(8 1/2")											
	229mm(9")											
	251mm(9 7/8")											
	270mm(10 5/8")											
545	200mm(7 7/8")	TCI sealed roller bearing bit with gauge protection for soft to medium soft formations with low compressive strength	85-186	12000-27000	Medium hard and abrasive rocks such as sandstones with streaks of quartz, hard limestone or chert, hematite ores, hard well compacted abrasive rock such as: sandstones with quartz binder, dolomites, quartzite shales, magma and metamorphic coarse-grained rocks	Roller-Ball- Roller-Thrust	Jet Air	Inner and Nose Rows: Conical Gage Rows: Chisel Gage Bevel Protection: Round	Hardmetal and wear resistant carbide on shirttail lip and lug	15750-39380 15750-39380 15750-39380 24500-61250	4 1/2" API REG 4 1/2" API REG 4 1/2" API REG 6 5/8" API REG 6 5/8" API REG	34kg 38kg 50kg 65kg 74kg 98kg
	216mm(8 1/2")											
	229mm(9")											
	251mm(9 7/8")											
	270mm(10 5/8")											
615	200mm(7 7/8")	TCI sealed roller bearing bit with gauge protection for soft to medium soft formations with low compressive strength	85-100	12000-14500	Medium hard and abrasive rocks such as sandstones with streaks of quartz, hard limestone or chert, hematite ores, hard well compacted abrasive rock such as: sandstones with quartz binder, dolomites, quartzite shales, magma and metamorphic coarse-grained rocks	Roller-Ball- Roller-Thrust	Jet Air	Inner and Nose Rows: Conical Gage Rows: Chisel Gage Bevel Protection: Round	Hardmetal and wear resistant carbide on shirttail lip and lug	19750-49380 19750-49380 19750-49380 24500-61250	4 1/2" API REG 4 1/2" API REG 4 1/2" API REG 6 5/8" API REG 6 5/8" API REG	34kg 38kg 50kg 65kg 74kg 98kg
	216mm(8 1/2")											
	229mm(9")											
	251mm(9 7/8")											
	270mm(10 5/8")											
635	200mm(7 7/8")	TCI sealed roller bearing bit with gauge protection for medium hard formations with high compressive strength	100-150	14500-23000	Hard, well compacted rocks such as: hard silica limestones, quartzite streaks, pyrite ores, hematite ores, magnetic ores, chromium ores, phosphorite ores and granites	Roller-Ball- Roller-Thrust	Jet-Air	Inner and Nose Rows: Conical Gage Rows: Conical Gage Bevel Protection: Flat-top	Hardmetal on lug;	23630-47250 23630-47250 23630-47250 24500-61250	4 1/2" API REG 4 1/2" API REG 4 1/2" API REG 6 5/8" API REG 6 5/8" API REG	34kg 38kg 50kg 65kg 74kg 98kg
	216mm(8 1/2")											
	229mm(9")											
	251mm(9 7/8")											
	270mm(10 5/8")											
725	200mm(7 7/8")	TCI sealed roller bearing bit with gauge protection for hard semi-abrasive formations	100-150	14500-23000	Very hard, well compacted rocks such as hard silica limestones, quartzite streaks, pyrite ores, hematite ores, magnetite ores, chromium ores, phosphorite ores and granites	Roller-Ball- Roller-Thrust	Jet-Air	Inner and Nose Rows: Ogive Gage Rows: Conical Gage Bevel Protection: Round	Hardmetal on lug;	39500-59250 39500-59250 39500-59250 24500-61250	4 1/2" API REG 4 1/2" API REG 4 1/2" API REG 6 5/8" API REG 6 5/8" API REG	34kg 38kg 50kg 65kg 74kg 98kg
	216mm(8 1/2")											
	229mm(9")											
	251mm(9 7/8")											
	270mm(10 5/8")											
845	200mm(7 7/8")	TCI sealed roller bearing bit with gauge protection for extremely hard and abrasive formations	100-150	14500-23000	Extremely hard, well compacted rock such as: hard silica limestones, quartzite streaks, pyrite ores, hematite ores, magnetite ores, chromium ores, phosphorite ores and granites	Roller-Ball- Roller-Thrust	Jet Air	Inner and Nose Rows: Ovoid Gage Rows: Ovoid Gage Bevel Protection: Flat-top	Hardmetal on lug;	49375-79000 49375-79000 49375-79000 24500-61250	4 1/2" API REG 4 1/2" API REG 4 1/2" API REG 6 5/8" API REG 6 5/8" API REG	34kg 38kg 50kg 65kg 74kg 98kg
	216mm(8 1/2")											
	229mm(9")											
	251mm(9 7/8")											
	270mm(10 5/8")											

Based on the IADC Bit Classification System located in the IADC Drilling Manual, 11th Ed. - Redesigned, 2007

IADC435

Bit Description

Bit Size (mm)	IADC Code	Pin Connection	Weight (Kg)
200/216/229/251/270/311	435	4 1/2" & 6 5/8" API REG	34/38/50/65/74/104

IADC: 435 – TCI sealed roller bearing bit with gauge protection for soft formations with low compressive strength and high drillability.

Compressive Strength:

- 65-85 MPA
- 9,000-12,000 PSI



Ground Description:

Long intervals of very soft poorly compacted shales, dolomites, sandstones, clays, salts and limestones.

Product Specification	Technical
Bearing Type	Operating Suggestions
Roller-Ball-Roller-Thrust Button/Sealed Bearing	Weight on Bit: 9,880-39,500
Circulation Type	Rotary Speed: 80 – 110 RPM
Jet Air	Air Back Pressure: 0.2 – 0.4
Cutting Structure	
Inner and Nose Rows: Ogive	Gage Row: Chisel
Gage Level Protection: Round	Hardmetal and wear resistant carbide on shirrtail lip and lug

Based on the IADC Bit Classification System located in the IADC Drilling Manual, 11th Ed. – Redesigned, 2007

IADC545

Bit Description

Bit Size (mm)	IADC Code	Pin Connection	Weight (Kg)
200/216/229/251/270/311	545	4 1/2" & 6 5/8" API REG	34/38/50/65/74/104

IADC: 545 – TCI sealed roller bearing bit with gauge protection for soft to medium formations with low compressive strength.

Compressive Strength:

- 155 - 193 MPA
- 22,500 – 28,000 PSI

Ground Description:

Medium hard and abrasive rocks such as sandstone with streaks of quartz, hard limestone or chert, hematite ores, hard well compacted abrasive rock such as: sandstones with quartz binder, dolomites, quartzite shales, magma and metamorphic coarse-grained rocks

Product Specification	Technical
Bearing Type	Operating Suggestions
Roller-Ball-Roller-Thrust Button/Sealed Bearing	Weight on Bit: 18,000 – 45,000
Circulation Type	Rotary Speed: 80 – 110 RPM
Jet Air	Air Back Pressure: 0.2 – 0.4
Cutting Structure	
Inner and Nose Rows: Conical	Gage Row: Off-set Chisel
Gage Level Protection: Round	Hardmetal and wear resistant carbide on shirrtail lip and lug

Based on the IADC Bit Classification System located in the IADC Drilling Manual, 11th Ed. – Redesigned, 2007

IADC635

Bit Description

Bit Size (mm)	IADC Code	Pin Connection	Weight (Kg)
200/216/229/251/270/311	635	4 1/2" & 6 5/8" API REG	34/38/50/65/74/104

IADC: 635 – TCI sealed roller bearing bit with gauge protection for medium hard formations with high compressive strength.

Compressive Strength:

- 85 - 100 MPA
- 12,000 – 14,500 PSI



Ground Description:

Hard, well compacted rocks such as: hard silica limestones, quartzite streaks, pyrite ores, hematite ores, magnetite ores, chromium ores, phosphorite ores and granites

Product Specification	Technical
Bearing Type	Operating Suggestions
Roller-Ball-Roller-Thrust Button/Sealed Bearing	Weight on Bit: 19,750 – 49,380
Circulation Type	Rotary Speed: 80 – 110 RPM
Jet Air	Air Back Pressure: 0.2 – 0.4
Cutting Structure	
Inner and Nose Rows: Conical	Gage Row: Chisel
Gage Level Protection: Round	Hardmetal on lug; Wear resistant carbide on shirrtail lip and lug

Based on the IADC Bit Classification System located in the IADC Drilling Manual, 11th Ed. – Redesigned, 2007

IADC645A


Bit Description

Bit Size (mm)	IADC Code	Pin Connection	Weight (Kg)
200/216/229/251/270/311	654A	4 1/2" & 6 5/8" API REG	34/38/50/65/74/104

IADC: 645 – TCI sealed roller bearing bit with gauge protection for medium hard formations with high compressive strength.

Compressive Strength:

- 85 - 100 MPA
- 12,000 – 14,500 PSI



Ground Description:

Hard, well compacted rocks such as: hard silica limestones, quartzite streaks, pyrite ores, hematite ores, magnetite ores, chromium ores, phosphorite ores, magnetite and granites

Product Specification	Technical
Bearing Type	Operating Suggestions
Roller-Ball-Roller-Thrust Button/Sealed Bearing	Weight on Bit: 19,750 – 49,380
Circulation Type	Rotary Speed: 80 – 110 RPM
Jet Air	Air Back Pressure: 0.2 – 0.4
Cutting Structure	
Inner and Nose Rows: Conical	Gage Row: Conical
Gage Level Protection: Conical	Hardmetal on lug; Wear resistant carbide on shirrtail lip and lug

Based on the IADC Bit Classification System located in the IADC Drilling Manual, 11th Ed. – Redesigned, 2007

IADC735

Bit Description

Bit Size (mm)	IADC Code	Pin Connection	Weight (Kg)
200/216/229/251/270/311	735	4 1/2" & 6 5/8" API REG	34/38/50/65/74/104

IADC: 735 – TCI sealed roller bearing bit with gauge protection for hard semi-abrasive and abrasive formations.

Compressive Strength:

- 155 - 192 MPA
- 22,500 – 28,000 PSI



Ground Description:

Hard, well compacted rocks such as: hard silica limestones, quartzite streaks, pyrite ores, hematite ores, magnetite ores, chromium ores, phosphorite ores and granites

Product Specification	Technical
Bearing Type	Operating Suggestions
Roller-Ball-Roller-Thrust Button/Sealed Bearing	Weight on Bit: 15,750 – 39,380
Circulation Type	Rotary Speed: 80 – 110 RPM
Jet Air	Air Back Pressure: 0.2 – 0.4
Cutting Structure	
Inner and Nose Rows: Conical	Gage Row: Chisel
Gage Level Protection: Flat-top	Hardmetal and wear resistant carbide on shirrtail lip and lug

Based on the IADC Bit Classification System located in the IADC Drilling Manual, 11th Ed. – Redesigned, 2007

IADC845

Bit Description

Bit Size (mm)	IADC Code	Pin Connection	Weight (Kg)
200/216/229/251/270/311	845	4 1/2" & 6 5/8" API REG	34/38/50/65/74/104

IADC: 845 – TCI sealed roller bearing bit with gauge protection for extremely hard and abrasive formations.

Compressive Strength:

- 155 - 193 MPA
- 22,500 – 28,000 PSI



Ground Description:

Hard, well compacted rocks such as: hard silica limestones, quartzite streaks, pyrite ores, hematite ores, magnetite ores, chromium ores, phosphorite ores and granites

Product Specification	Technical
Bearing Type	Operating Suggestions
Roller-Ball-Roller-Thrust Button/Sealed Bearing	Weight on Bit: 9,880 – 39,500
Circulation Type	Rotary Speed: 80 – 110 RPM
Jet Air	Air Back Pressure: 0.2 – 0.4
Cutting Structure	
Inner and Nose Rows: Ovoid	Gage Row: Conical
Gage Level Protection: Flat-top	Hardmetal and wear resistant carbide on shirrtail lip and lug

Based on the IADC Bit Classification System located in the IADC Drilling Manual, 11th Ed. – Redesigned, 2007



Drill Rigs

Full Hydraulic Multifunction Drilling Rig Parameters PAGE 70

Crawler Hydraulic Wells-Geothermal Drilling Rig Parameters PAGE 71

Hydraulic Open-Air Blast Hole Drilling Rig Parameters PAGE 72

Integrated Hydraulic Drilling Rig Parameters PAGE 73

FULL HYDRAULIC MULTIFUNCTION DRILLING RIG PARAMETERS

Parameter	Type	
	HJG – M165	HJG – M311
Aperture	140~180mm	203~311mm
Drilling Depth	24m	24m
Adaptive Rock	$f \geq 8$	
Rotation torque	4000Nm	6000Nm
Rotary speed	0~60rpm	0~40rpm
Thrust capacity	40kN	75kN
Feed stroke	4380mm	4380mm
Lifting speed	0.5m/s	0.3m/s
Hammer model	HD65	HD85/HD110
Drill rod diameter	110mm	146mm
Drill rod length	4m x 6	4m x 6
Travel speed	2.5Km/h 3Km/h	2.5Km/h 3Km/h
Grade ability	25°	25°
Rising Height from the ground	450mm	450mm
Air pressure	1.38~3.2Mpa	1.38~3.2Mpa
Air consumption	$\geq 25\text{m}^3/\text{min}$	$\geq 28\text{m}^3/\text{min}$
Engine power	75kW	93kW
Dimensions	Length x Width x Height	
On transportation	9000x2900x3400mm	9000x2900x3400mm
On working ground	7700x2900x7800mm	7700x2900x7800mm
Gross weight	17T	18T

CRAWLER HYDRAULIC WELLS-GEOTHERMAL DRILLING RIG PARAMETERS

Parameter	Type		
	HJG – W830C	Hjg – W830A	HJG – W850A
Apeture	105~311mm	105~311mm	130~350mm
Drilling Depth	300m	300m	500m
Cylinder legs	Common legs	High legs	High legs
Adaptive Rock		$f \geq 8$	
Rotation torque	4000Nm	3400Nm 6900Nm	4250Nm 8500Nm
Rotary speed	0~100rpm	0~110rpm 0~55rpm	0~180rpm 0~90rpm
Thrust capacity	60kN	60kN	60kN
Feed stroke	3700mm	3700mm	5300mm
Lifting capacity	120kN	120kN	200kN
Hammer model	HD45/HD55/HD65	HD45/HD55/HD65	HD65/HD85/HN10
Drill rod diameter	76mm, 89mm	76mm, 89mm	89mm, 102mm
Drill rod length	3m	3m	4.5m
Travel speed	2.5Km/h	2.5Km/h	3.2Km/h
Grade ability	21°	21°	21°
300mm	300mm	300mm	
Air pressure	1.05~2.46Mpa	1.05~2.46Mpa	1.05~3.5Mpa
Air consumption	$\geq 18\text{m}^3/\text{min}$	$\geq 18\text{m}^3/\text{min}$	$\geq 25\text{m}^3/\text{min}$
Engine power	93kW	93kW	132kW
Dimensions	Length x Width x Height		
On transportation	5800x2210x2850mm	5800x2210x2850mm	8085x2250x3200mm
On working ground	4920x2210x6700mm	4700x2210x6700mm	5498x2250x8941mm
Gross weight	8.8T	9.5T	12.5T

HYDRAULIC OPEN-AIR BLAST HOLE DRILLING RIG PARAMETERS

Parameter	Type	
	HJG – B138	HJG – B168
Aperture	90~152mm	105~180mm
Drilling Depth	30m	30M
Adaptive Rock	f \geq 8	
Rotation torque	3000Nm	4000Nm
Rotary speed	0~72rpm	
Thrust capacity	32kN	32kN
Feed stroke	4000mm	4000mm
Lifting capacity	32kN	32kN
Lifting speed	0.5m/s	0.5m/s
Hammer model	HD45/HD55	HD65/HD85
Drill rod diameter	76mm, 89mm	89mm, 114mm
Travel speed	2.5Km/h 3.8Km/h	2.5Km/h 3.8Km/h
Grade ability	30°	30°
Air pressure	1.05~2.46Mpa	1.38~2.46Mpa
Air consumption	\geq 18m ³ /min	\geq 21m ³ /min
Engine power	75kW	75kW
Dimensions	Length x Width x Height	
On transportation	6170x2150x2480mm	6170x2150x2480mm
On working ground	4360x2150x5380mm	4360x2150x5380mm
Gross weight	6.5T	6.8T

INTEGRATED HYDRAULIC DTH DRILLING RIG PARAMETERS

Parameter	Type	
	HJG – D120	HJG – D165
Aperture	90~150mm	152~180mm
Drilling Depth	28M	28M
Adaptive Rock	f \geq 8	
Rotation torque	3000Nm	4000Nm
Rotary speed	10~100rpm	
Thrust capacity	35kN	40kN
Feed stroke	4380mm	4380MM
Lifting speed	0.8m/s	0.8m/s
Hammer model	HD45/HD55	HD55/HD65
Drill rod diameter	89MM, 102MM	102MM, 114MM
Drill rod length	4m	4m
Travel speed	2.5Km/h 3Km/h	2.5Km/h 3Km/h
Grade ability	25°	25°
Rising height from the ground	430mm	430mm
Air pressure	1.7Mpa	2.4Mpa
Air consumption	\geq 17m ³ /min	\geq 25m ³ /min
Engine power	287kW	332kW
Dimensions	Length x Width x Height	
On transportation	11000x2500x3280mm	11550x2716x3400mm
On working ground	7800x2500x8410mm	7920x2716x8410mm
Gross weight	15.5T	23T

Black Diamond Drilling can custom manufacture equipment to suit your drilling needs.
Please contact one of our representatives to discuss your equipment needs.



Black Diamond Drilling Services Australia Pty Ltd



WA Headquarters: 52 Distinction Road, Wangara WA 6065
Tel: +61-08-6365-6550 **Email:** sales@bdrill.com.au **Web:** www.bdrill.com.au
Kalgoorlie Branch: 2 Brooks Way, Kalgoorlie, WA, 6430
Tel: +61-08-9021-8478 **Email:** admingf@bdrill.com.au **Web:** www.bdrillgf.com.au

Black Diamond Drilling Tools Canada Inc.



Sudbury Headquarters: 1899 Lassalle Blvd, unit 6, Sudbury, On, Canada, P3A-2A3
Tel: +1-705-560-5888 **Email:** sales@bdrill.ca **Web:** www.bdrill.ca

Black Diamond Drilling Tools USA LLC.



New Hampshire Headquarters: 131 Daniel Webster Hwy, #426 Nashua, NH 03060
Tel: +1-978-319-8000 **Email:** sales@bdrill.com **Web:** www.bdrill.us

Black Diamond Drilling Mongolia LLC.



Ulan Bator Headquarters: No 206, Second Floor, Arig Center Jamyran Gun Street,
1st Khoroo, Sukhbaatar District, Ulaanbaatar, Mongolia
Tel: +976-99623888 **Email:** sales@bdrilling.mn

Version 2

© Black Diamond Drilling Services Australia Pty. Ltd. 2024

Legal Notice: All trademarks and logos appearing in this material are owned by BDDrill Group of companies, unless specifically indicated.